


D868
M-TYPE DELTA

Teileliste und Näheinrichtungen
Parts List and Sewing Equipment

M-TYPE DELTA



Alle Rechte vorbehalten.

Eigentum der Dürkopp Adler GmbH und urheberrechtlich geschützt. Jede Wiederverwendung dieser Inhalte, auch in Form von Auszügen, ist ohne vorheriges schriftliches Einverständnis der Dürkopp Adler GmbH verboten.

All rights reserved.

Property of Dürkopp Adler GmbH and protected by copyright. Any reuse of these contents, including extracts, is prohibited without the prior written approval of Dürkopp Adler GmbH.

Copyright © Dürkopp Adler GmbH 2022

D868

Inhaltsverzeichnis	Tafel / Table	Contents
Antrieb Arm- und Unterwelle	1	Upper and bottom shaft drive
Fadenhebel	2	Thread lever
Alternierender Obertransport	3	Alternating foot top feed
Antrieb Untertransport	4, 5	Bottom feed drive
Untertransport	6	Bottom feed
Fuss -lueftung und -druck	7	Foot lift and pressure
Grosser Greifer DLC mit Spule	8	Large hook DLC with bobbin
Transportsaeule	9	Middle post
Greifersaeule rechts	10	Hook post right
Greifersaeule links	11	Hook post left
Fadenabschneider	12	Thread trimmer
Spannungsplatte Einnadel	13	Tension plate 1 needle
Spannungsplatte Zweinadel	14	Tension plate 2 needles.
Zentralschmierung	15	Central lubrication
Arm, Grundplatte	16, 17	Arm, Bed plate
Abdeckungen, Spuler	18, 19	Covers, Winder
Saeuleabdeckungen	20	Covers of column
Elektroinstallation	21	Electrical installation
Bedienfeld OP8300, Steuerung	22	Control panel OP8300, Control unit
Gestell	23	Stand
Wartungseinheit	24	Maintenance unit
Teilesatz pneumatik		Parts set pneumatic
Beipack	25, 26	Accessories
Restfadenwaechter	27	Thread monitor
Rollenanschlag	28	Roller stop
Kantenanschlag		Edge guide
Lineal auf Schieber		Edge guide
Nahtmittenfuehrung		Seam centre guide
Lockout Luft und Strom		Lockout air and power
Adapter	29	Adapter
Nadelbereichabdeckung		Perspex quard
Greiferabdeckung sensor		Cover hook sensor
2-fach Steckdose		Socket double
Teilesatz elektro, USB Stick		Parts kit electro, USB stick
Elektrisch hoehenverstellbares Gestell	30	Stand el. adjustable
Pedal K20		Pedal K20
Pedal Ergobody		Pedal Ergobody
Aufklappunterstuetzung	31	Pop support
Hauptschalter		Main switch
Reflexlichtschranke		Light barrier
Kopfdeckel		Front cover
Elektronische Handverriegelung	32	Backtacking lever, el.
Teilesatz FK		Parts set FK
Bausatz NFC		NFC kit
Handscanner		Handscanner
Knieschalter		Knee switch
Werkzeug		Tool kits

D868

Inhaltsverzeichnis	Tafel / Table	Contents
El. Kantenanschlag, horizontal	33	Edge guide el., horizontal
El. Kantenanschlag, horizontal und vertikal	34	Edge guide el., horizontal and vertical
Nadelkuehlung von oben	35	Needle cooling upper
Diodennaehleuchte	36	Sewing light LED
Eindiodennaehleuchte	37	Sewing light 1-LED
Netzteil		Power supply
Bandfuehrung	38	Tape guide
Stepper-Modul, Scanner-Modul	39	Stepper-Module, Scanner-Module
Index		Index
Stichplattenschieber		Slide
Befestigungsteile fuer Naeheinrichtung		Fastening parts for sewing equipment
Naeheinrichtungen		Sewing equipment
VS paket		VS packet


D868



Einnadel-Maschine
single needle machine



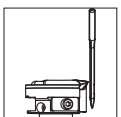
Zweinadel-Maschine
two needle machine



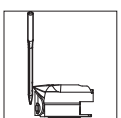
mit Fadenabschneider
with thread trimmer



grosser Greifer
large hook



Greifer links der Nadel
hook left of the needle

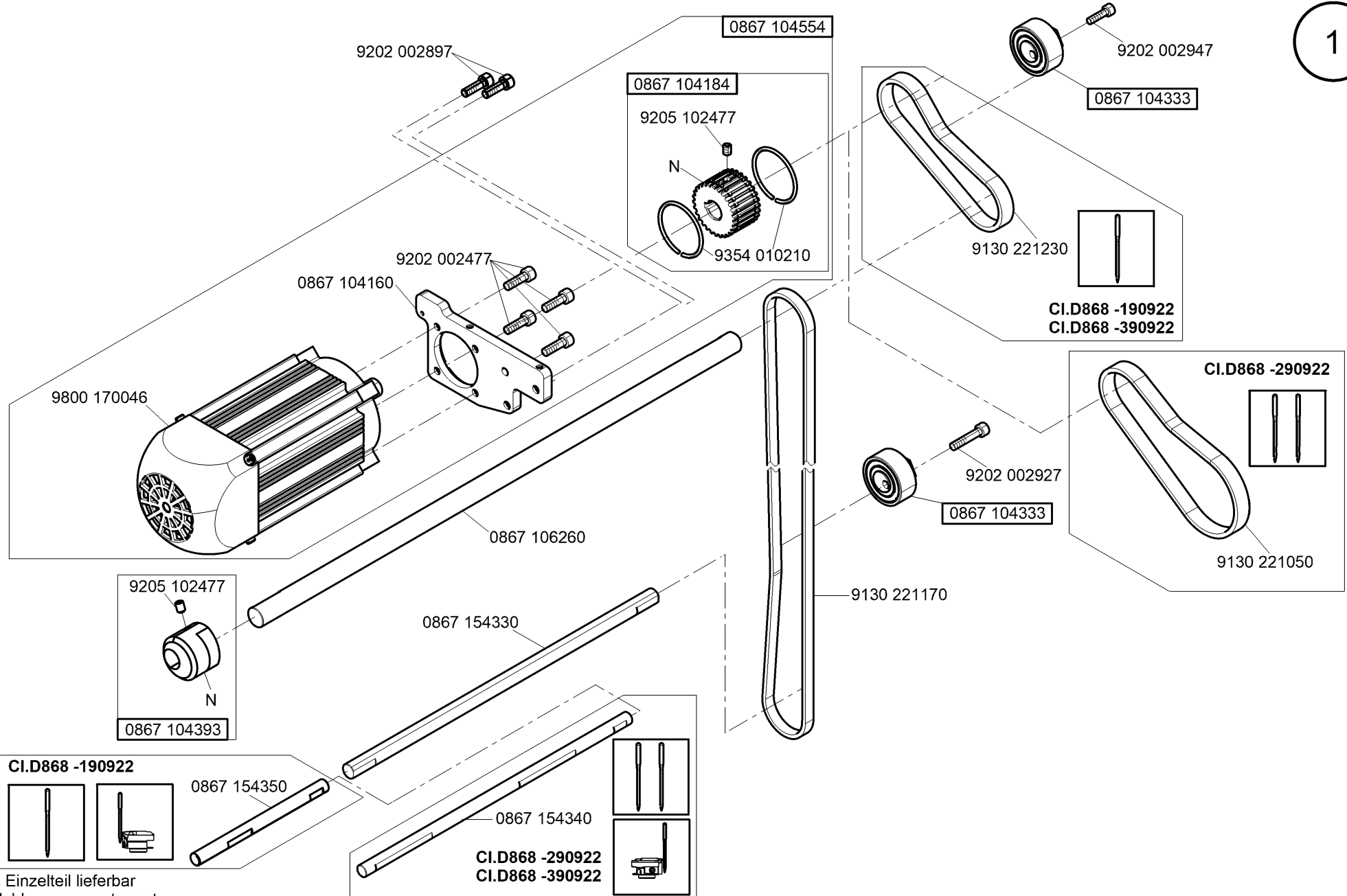


Greifer rechts der Nadel
hook right of the needle



kleben/stick

N nicht einzeln lieferbar/not available as separate part



N - nicht als Einzelteil lieferbar
not available as separate part

0867 124134

0867 124144

0867 124114

0367 125194

9202 001678

9205 102477

0867 124053

0867 124120

0867 124114

9225 201750

9334 001630

0367 120100

9205 102477

9041 100025

0699 979104

9041 100035

9731 007031

0667 155540

9840 121001

0667 235010

N

9205 101847

0291 000159

9203 312412

N

9202 002078

0667 125243

0667 125160

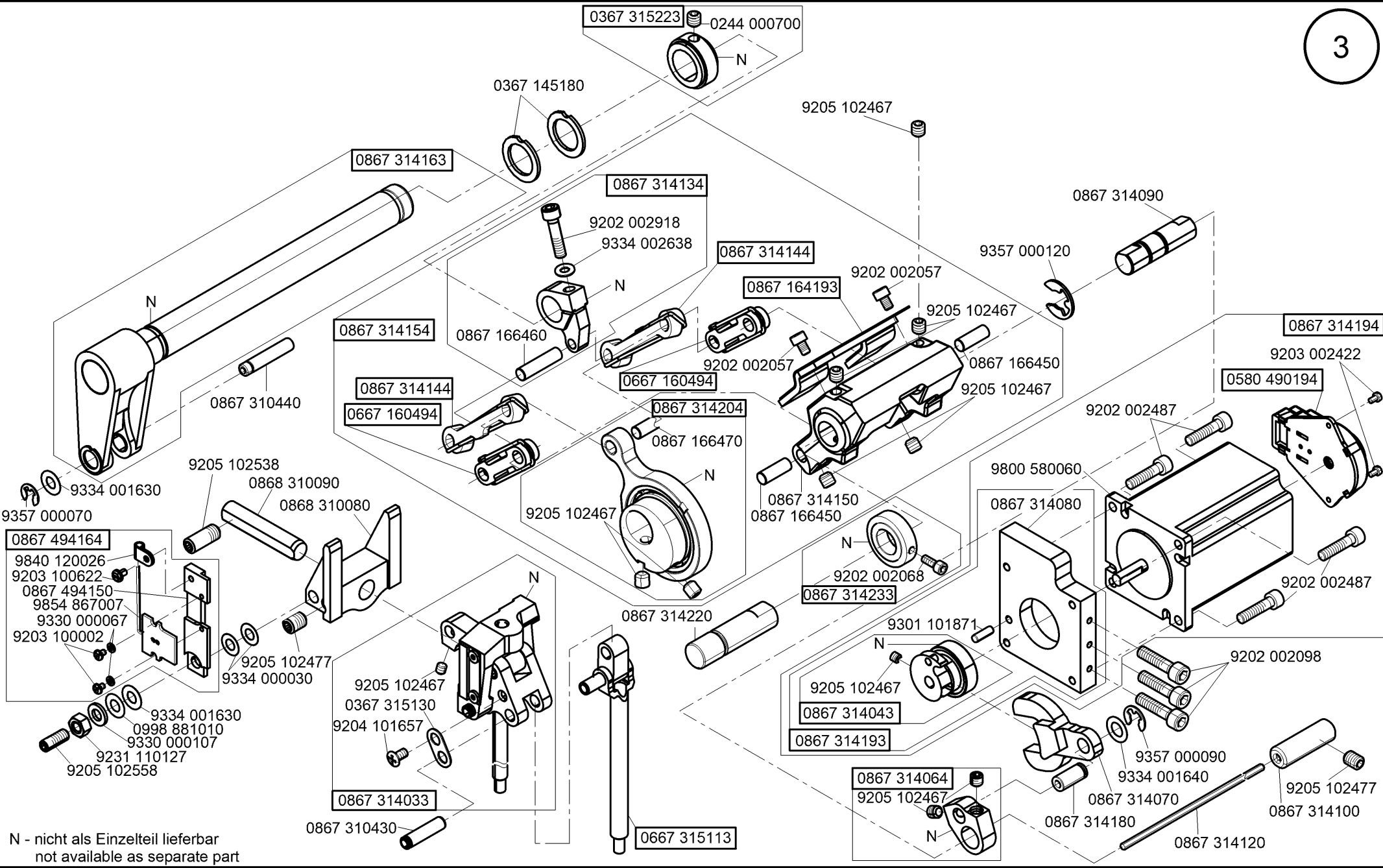
9204 201657

0867 310170

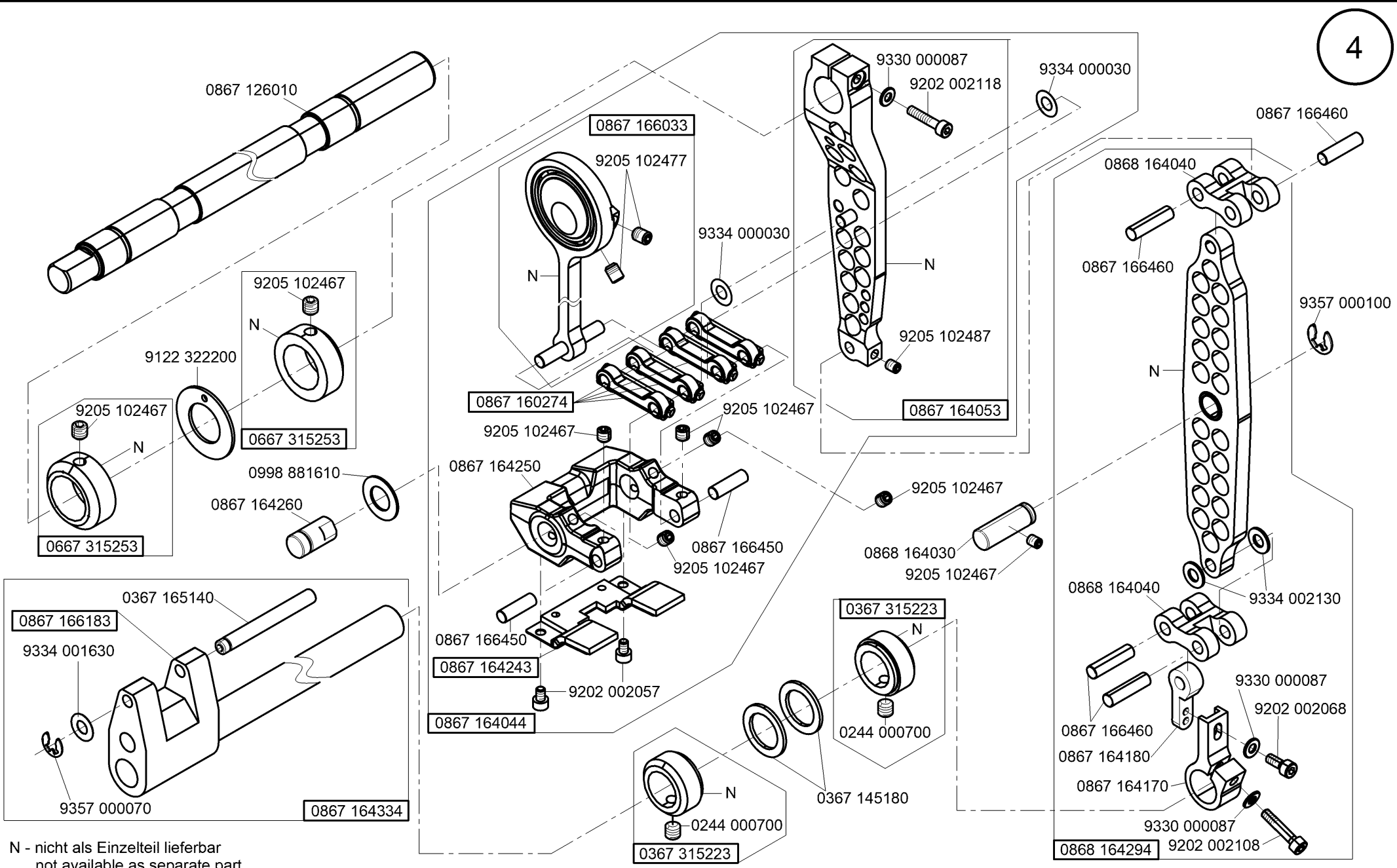
0867 120810

0667 125100

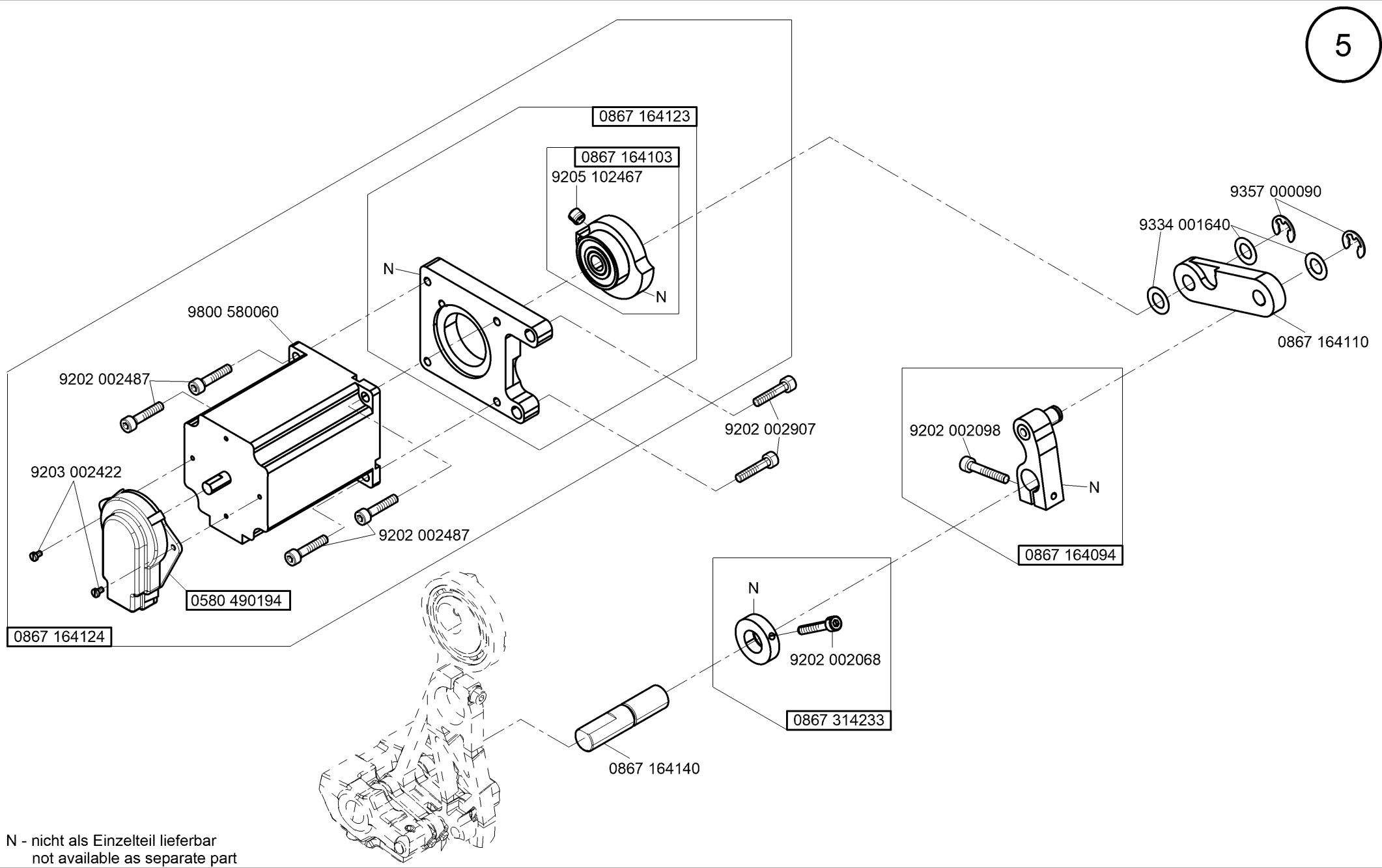
N - nicht als Einzelteil lieferbar
not available as separate part



N - nicht als Einzelteil lieferbar
not available as separate part



N - nicht als Einzelteil lieferbar
not available as separate part



N - nicht als Einzelteil lieferbar
not available as separate part

0867 164354

0867 164033

9334 001640
0667 165500 9357 000080

0367 315223
N 0244 000700

9205 102467

N

0367 315223
N 0244 000700

9357 000080

0667 165500

N

0367 145180

9205 102477

N

9334 001640

9334 001640

0367 315223

0244 000700

0867 160203

9357 000080

N

9205 102467

9334 001640

0667 165423

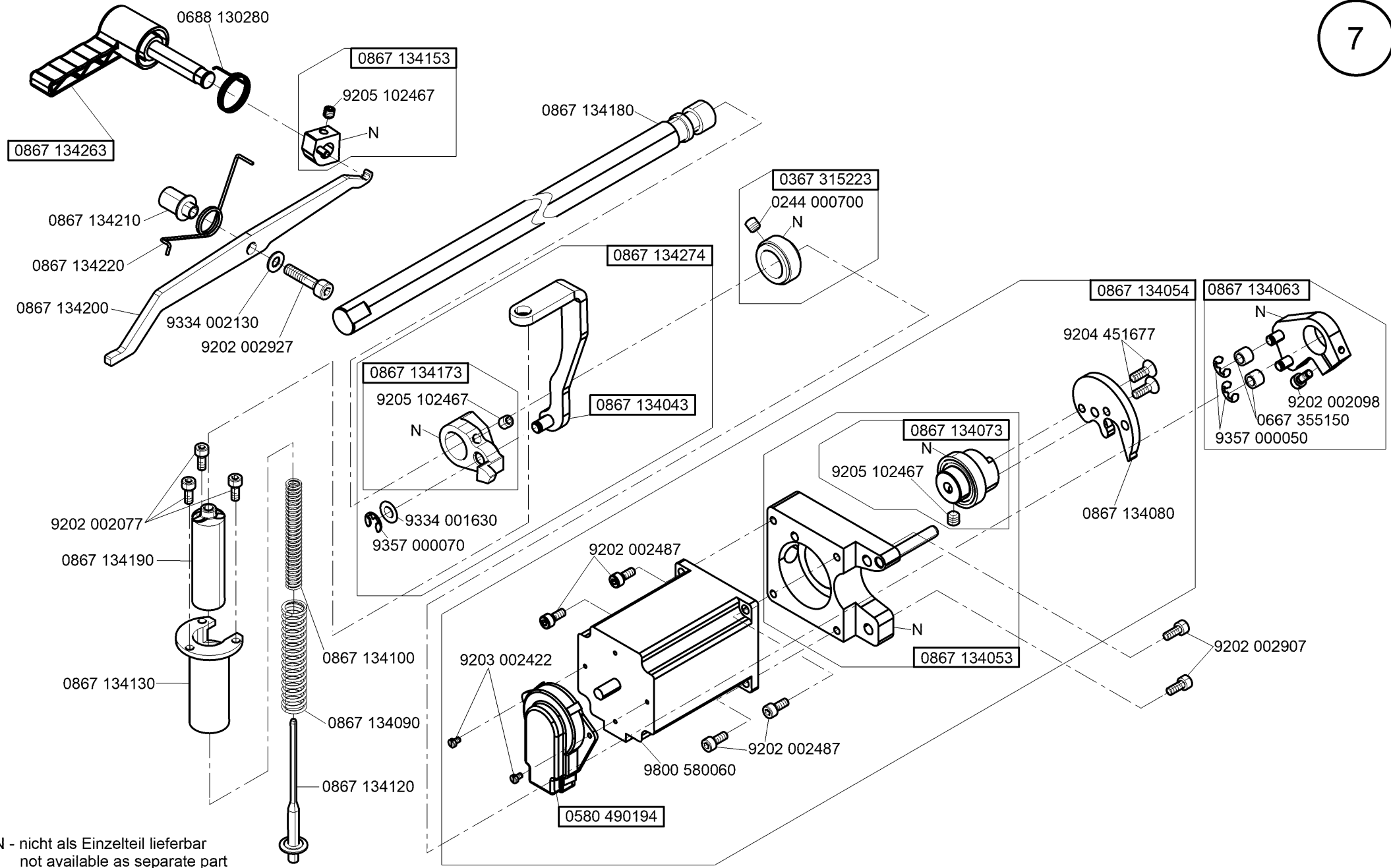
9205 102477

N

0868 164014

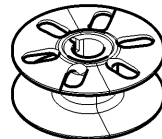
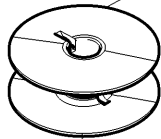
0867 166080

N - nicht als Einzelteil lieferbar
not available as separate part




N - nicht als Einzelteil lieferbar
not available as separate part

0867 154320

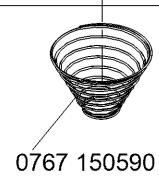


0867 154380



8

0867 154544



0767 150590

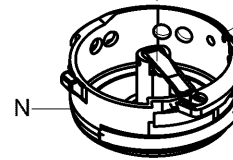


0867 150170

0992 023560

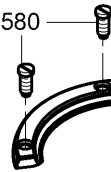
0867 154554

0992 023577



0467 150120

0992 016580



0992 016580

0867 154560

9203 211837

0467 150130

9205 102477

0867 154220



0667 156320

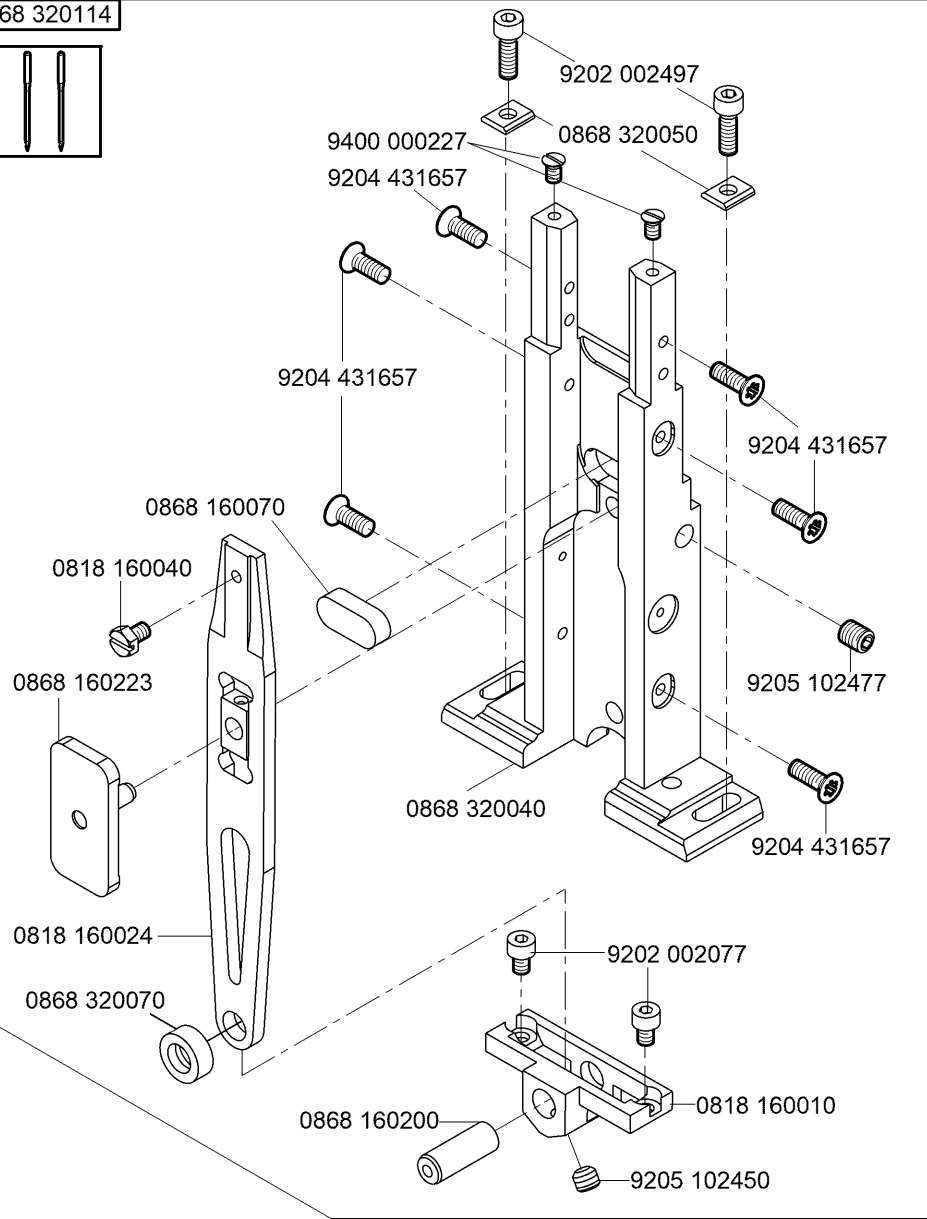


9205 102477



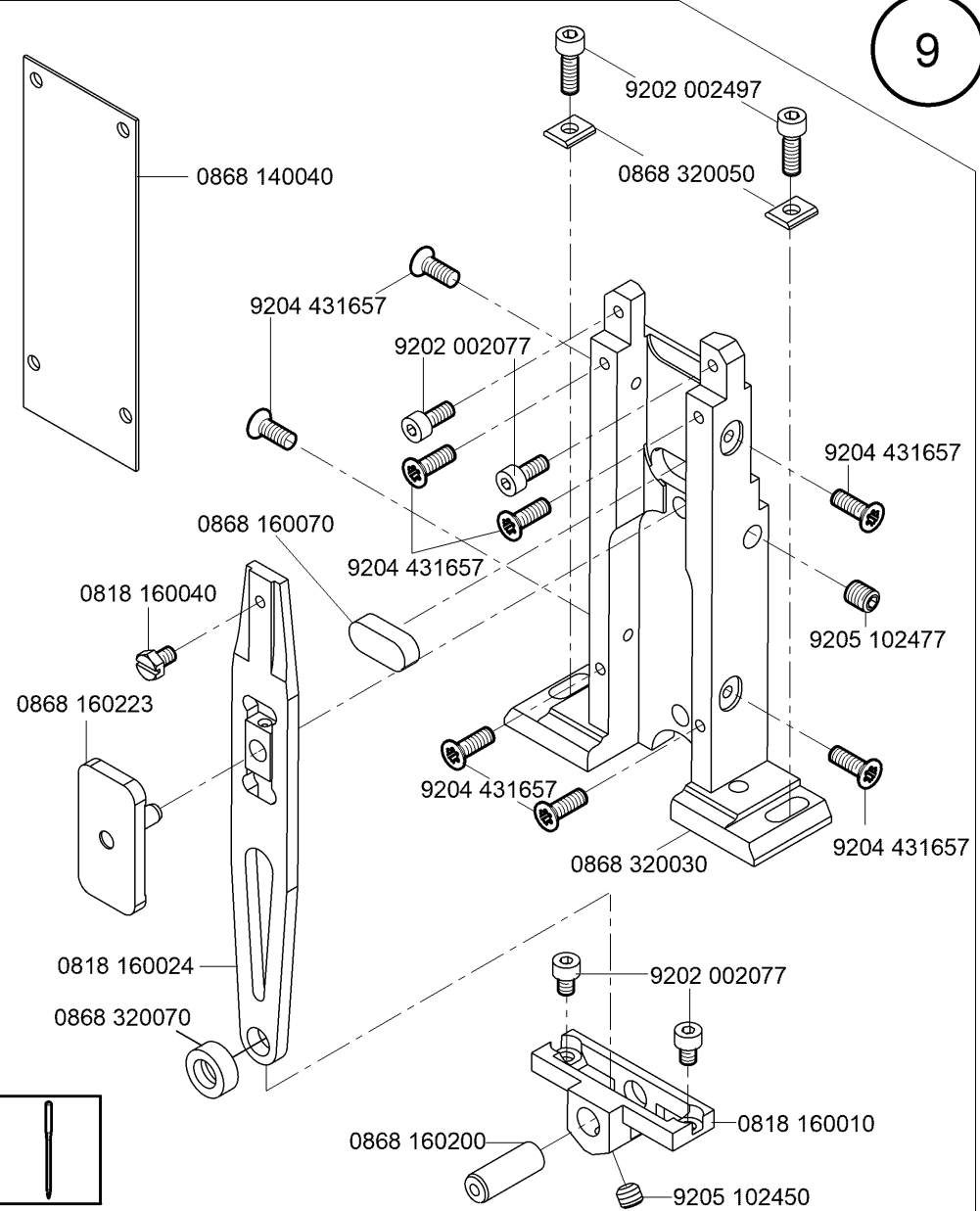
N - nicht als Einzelteil lieferbar
not available as separate part

0868 320114



9

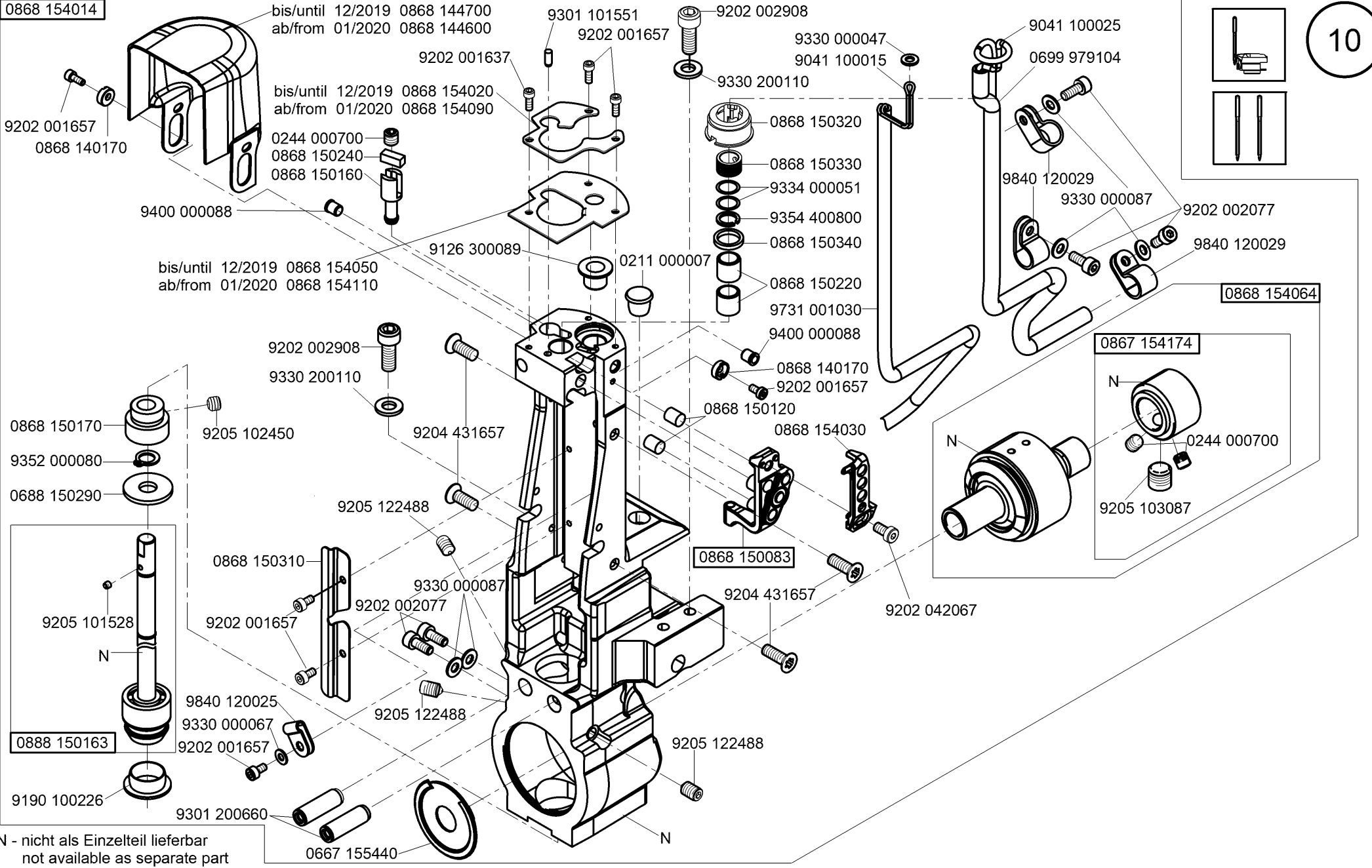
0868 320104

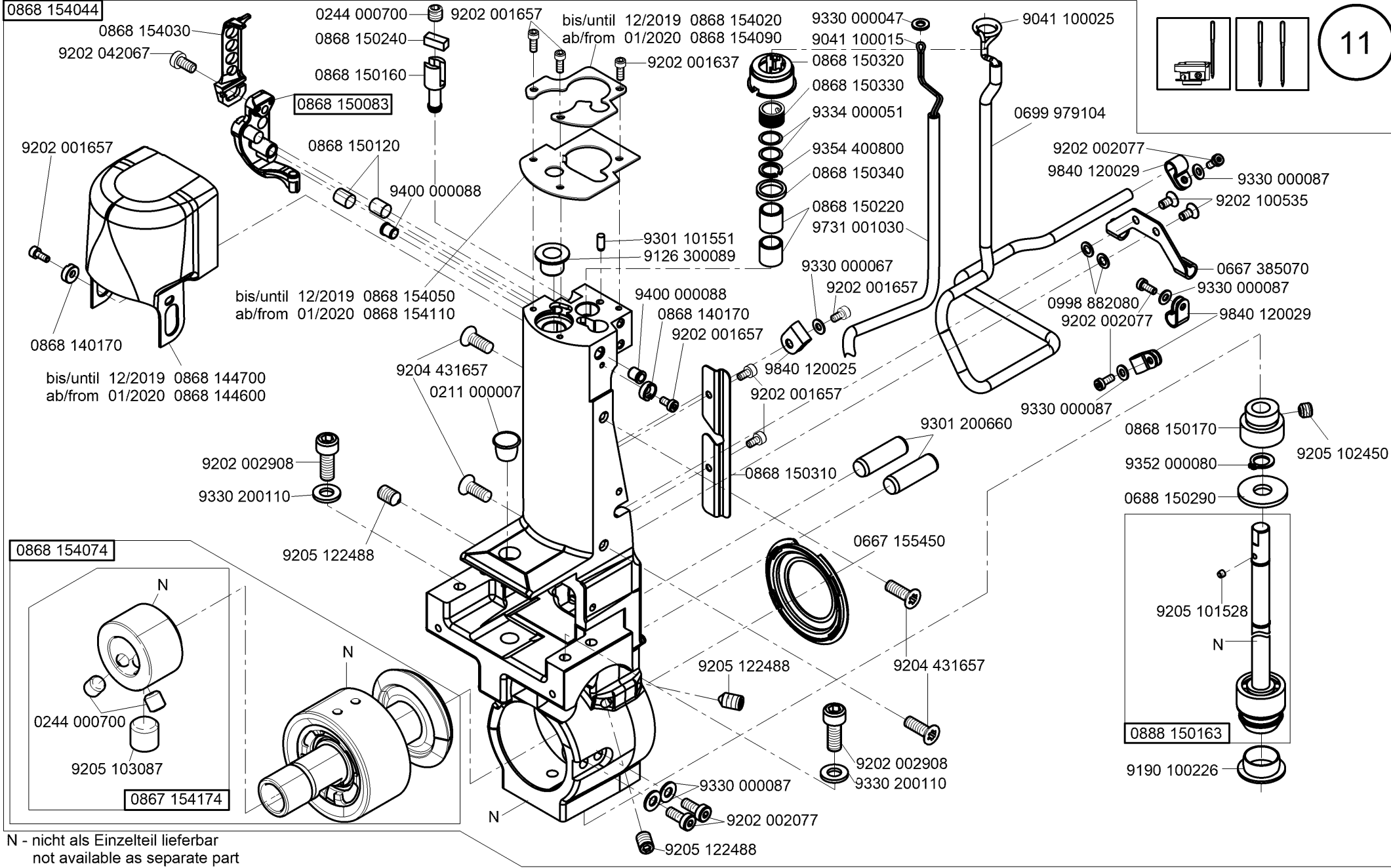


N - nicht als Einzelteil lieferbar
not available as separate part

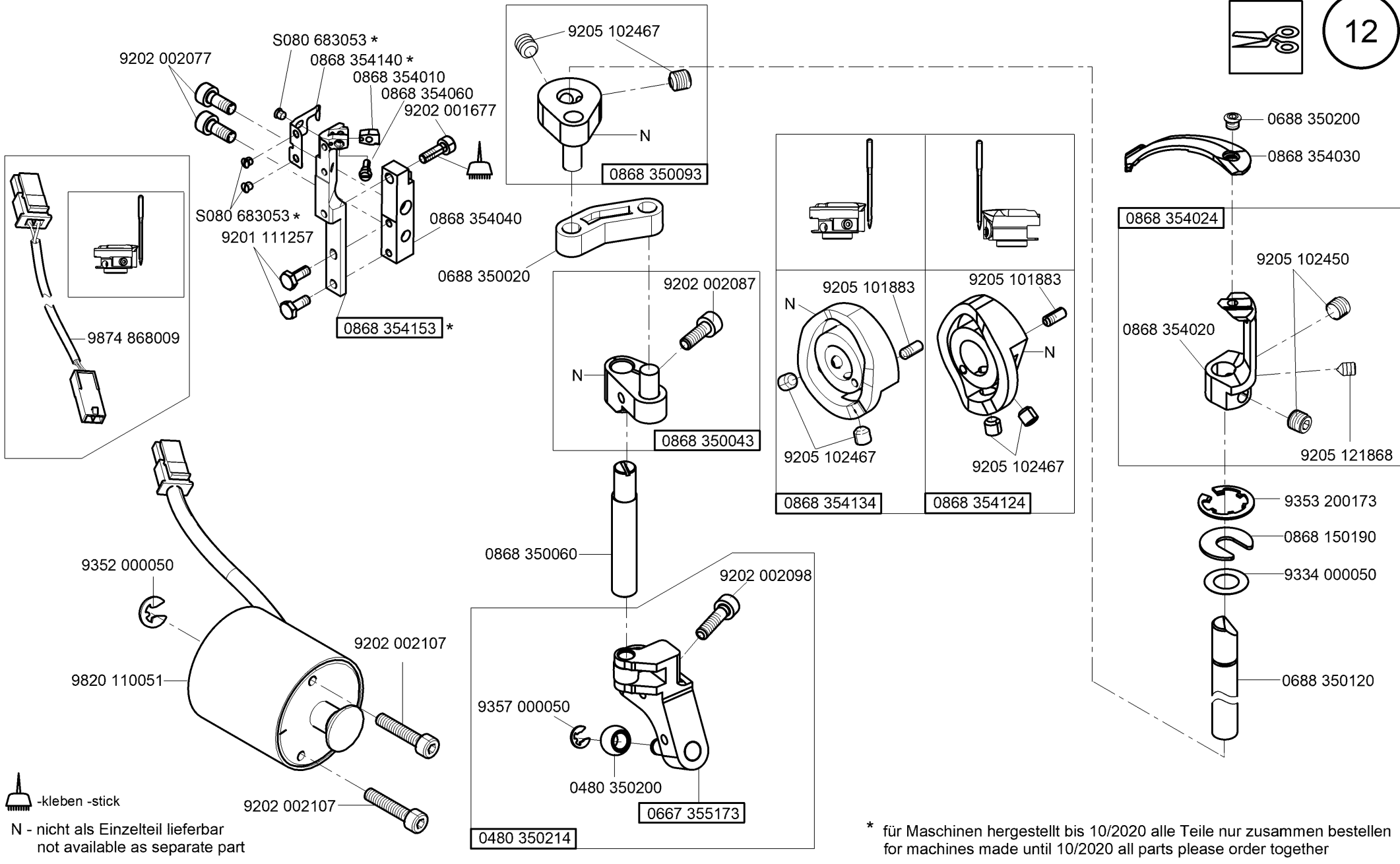

0868 154014

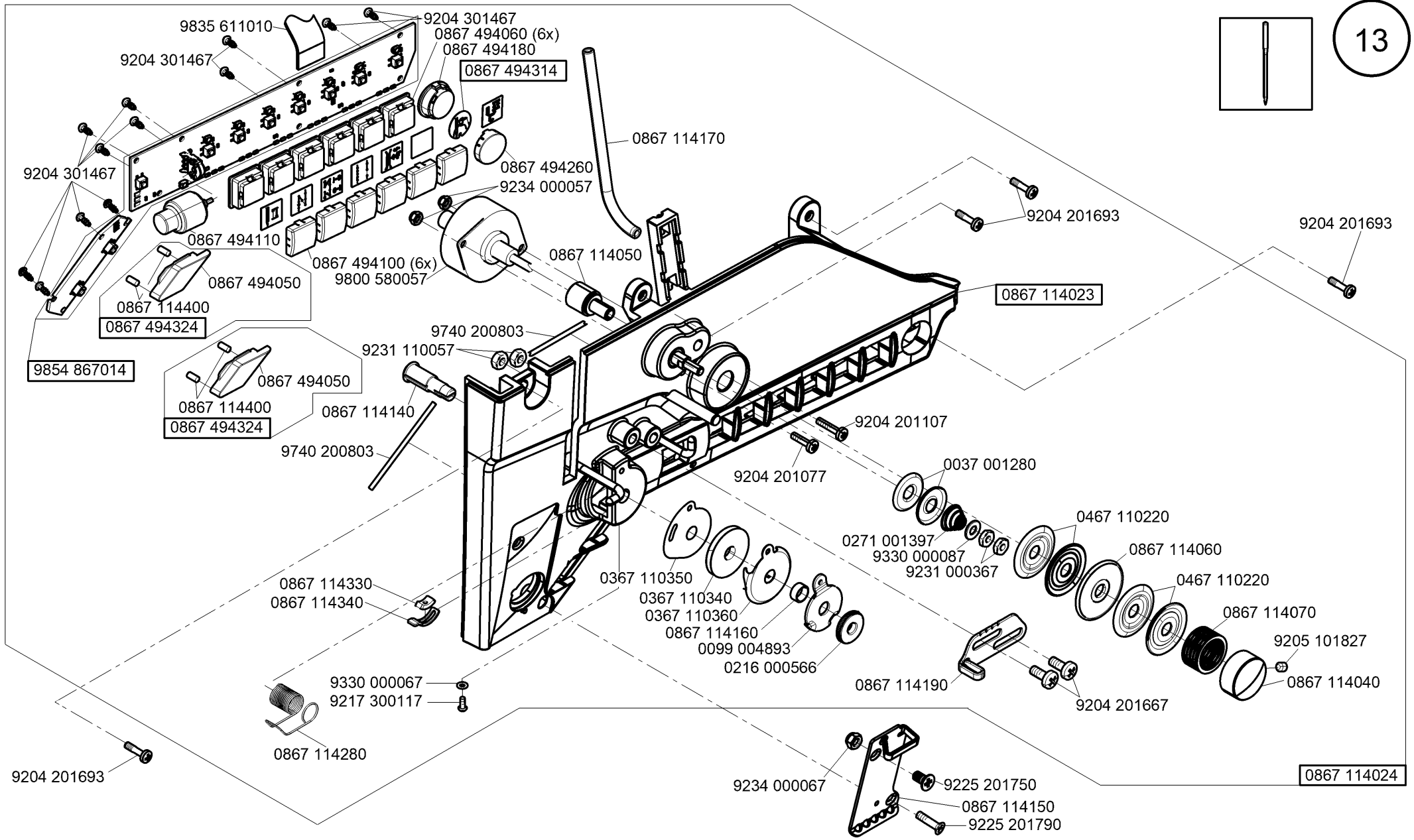

10



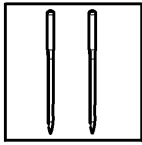
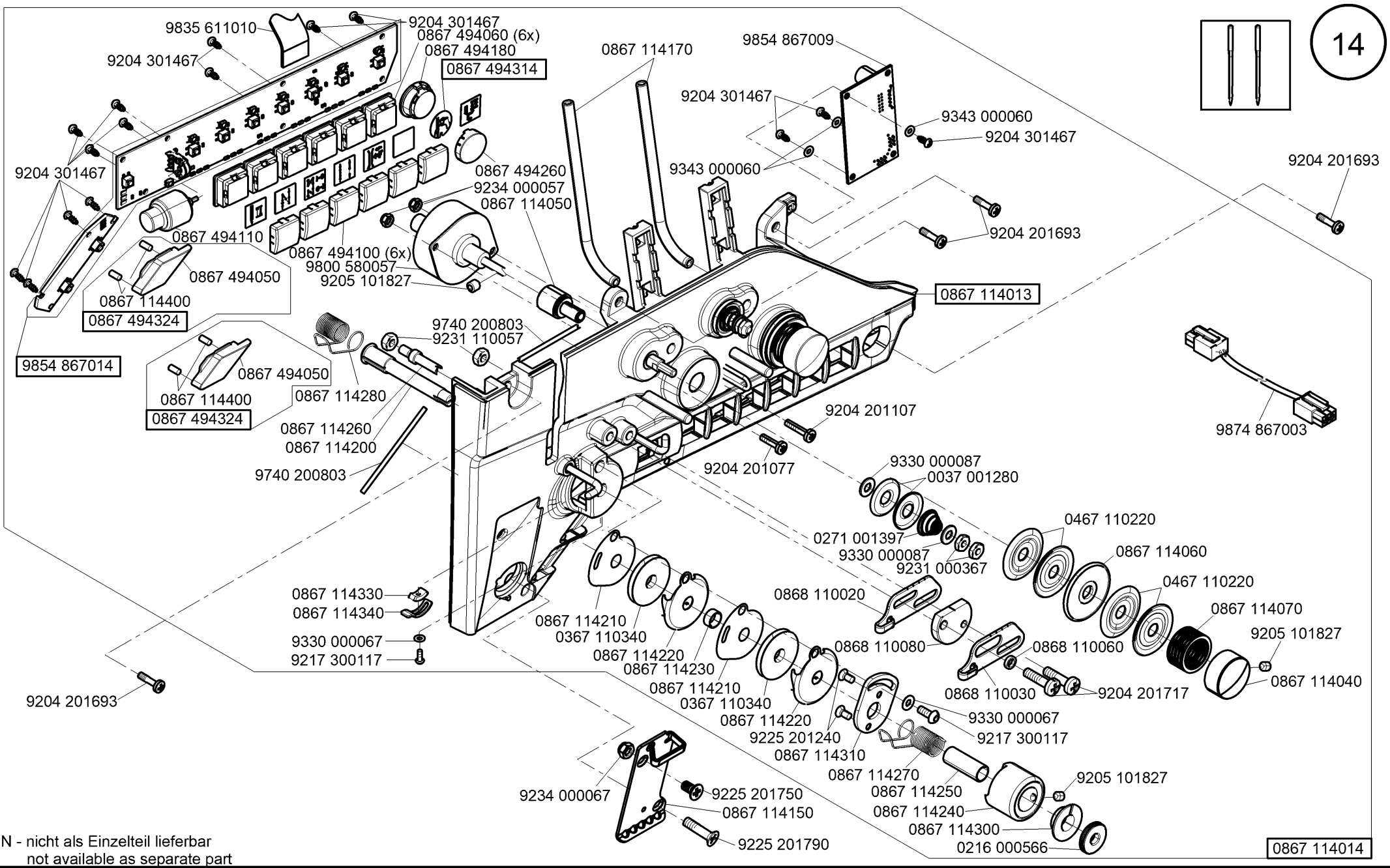


N - nicht als Einzelteil lieferbar
not available as separate part



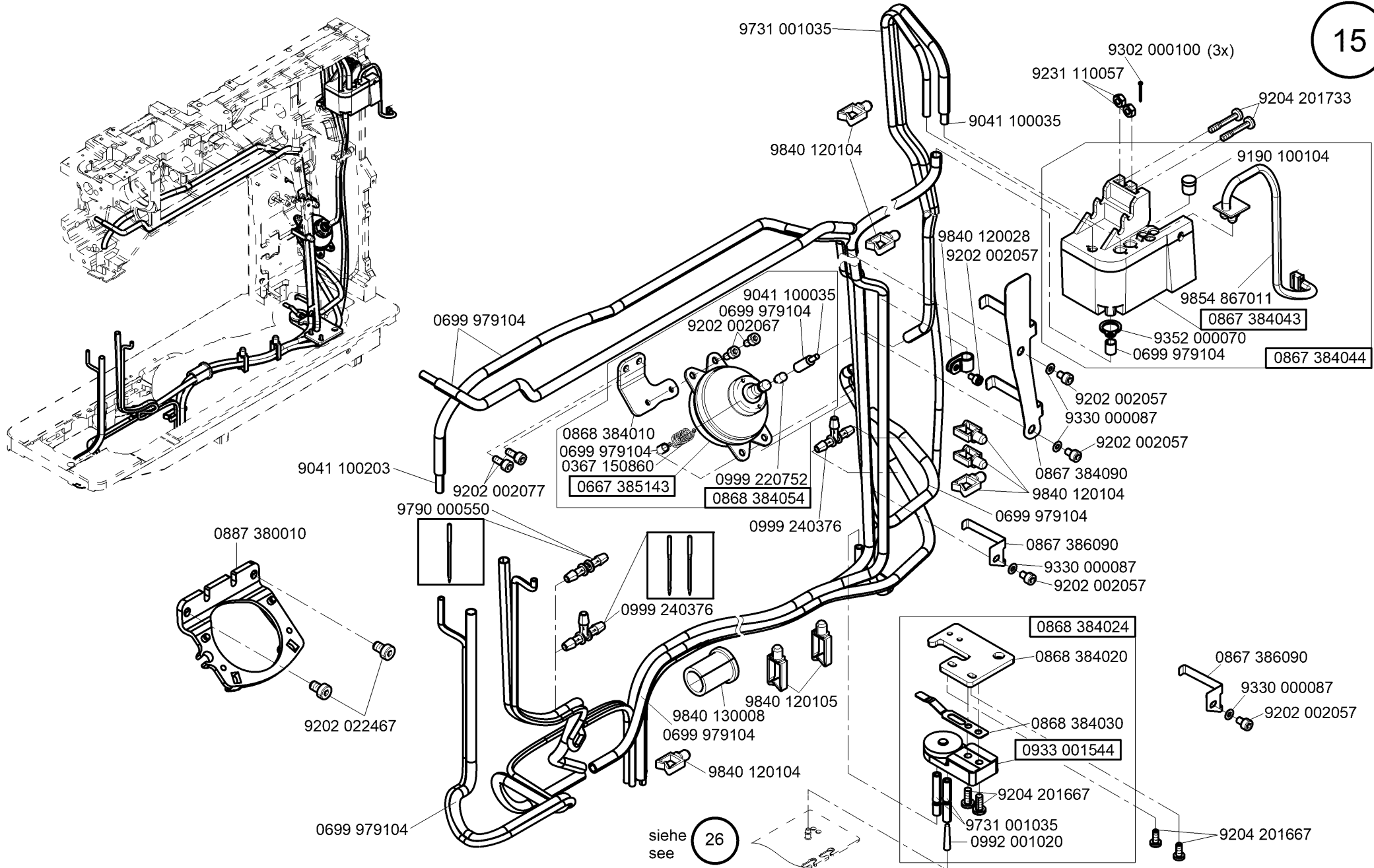


N - nicht als Einzelteil lieferbar
not available as separate part

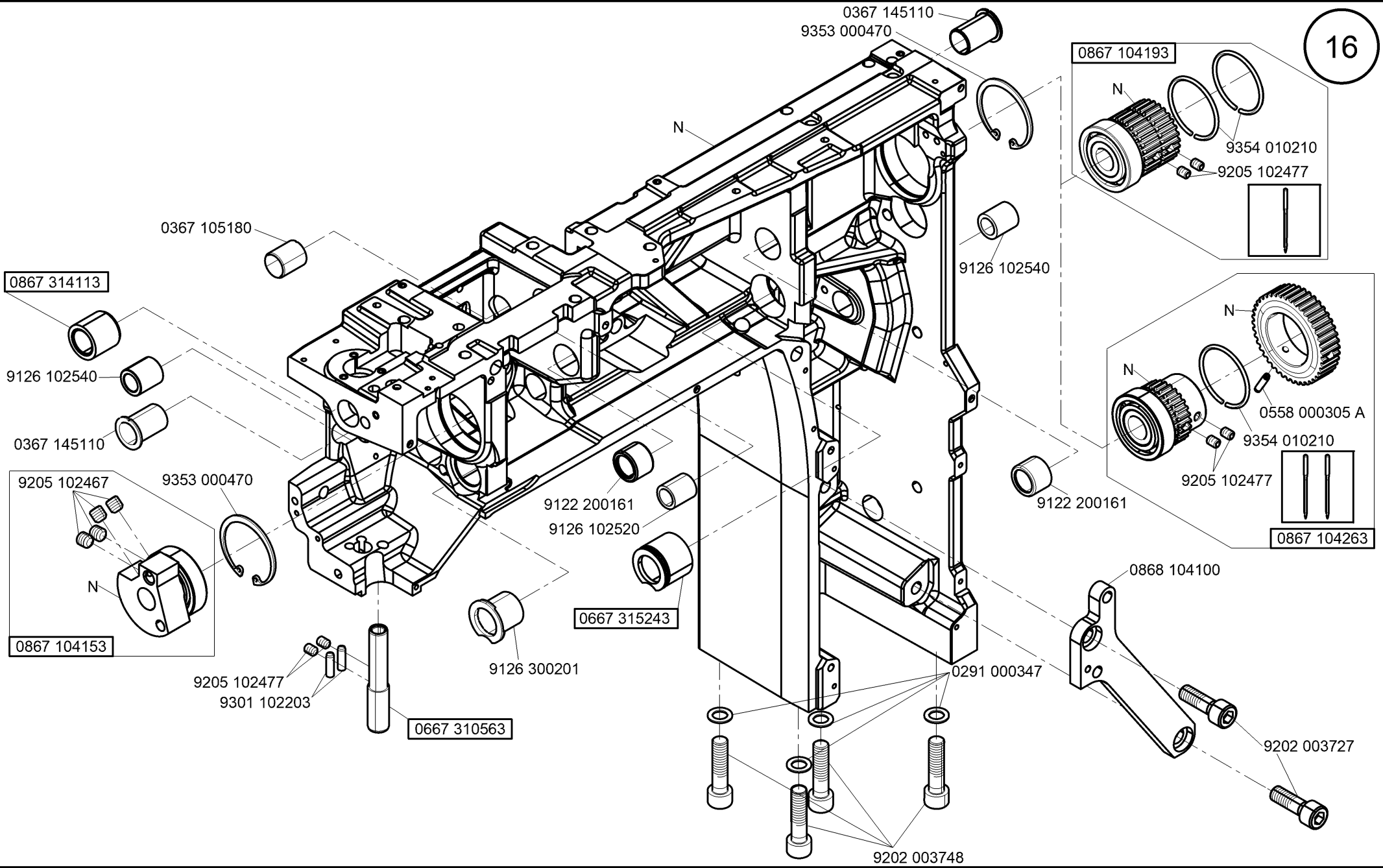


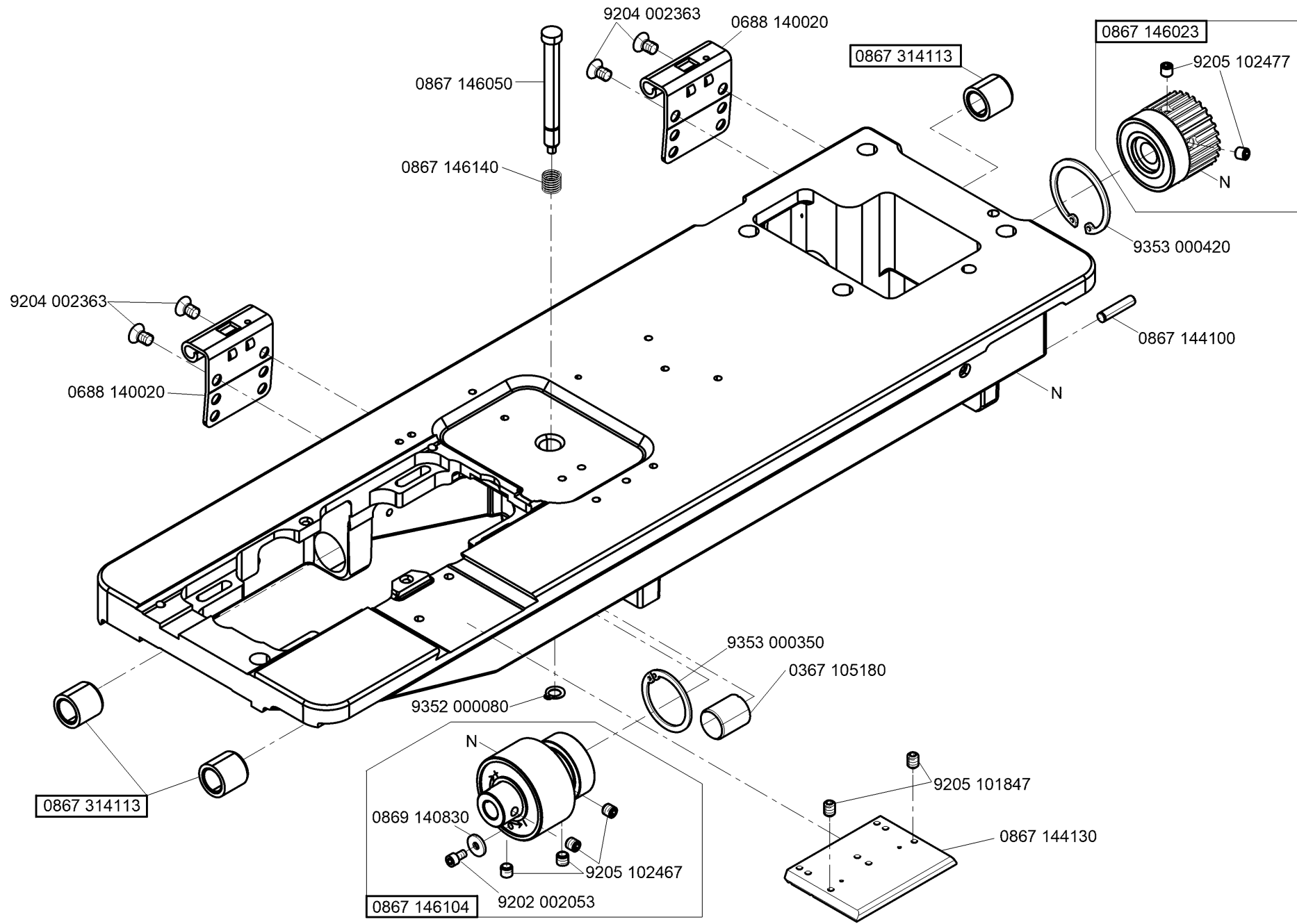
N - nicht als Einzelteil lieferbar
not available as separate part

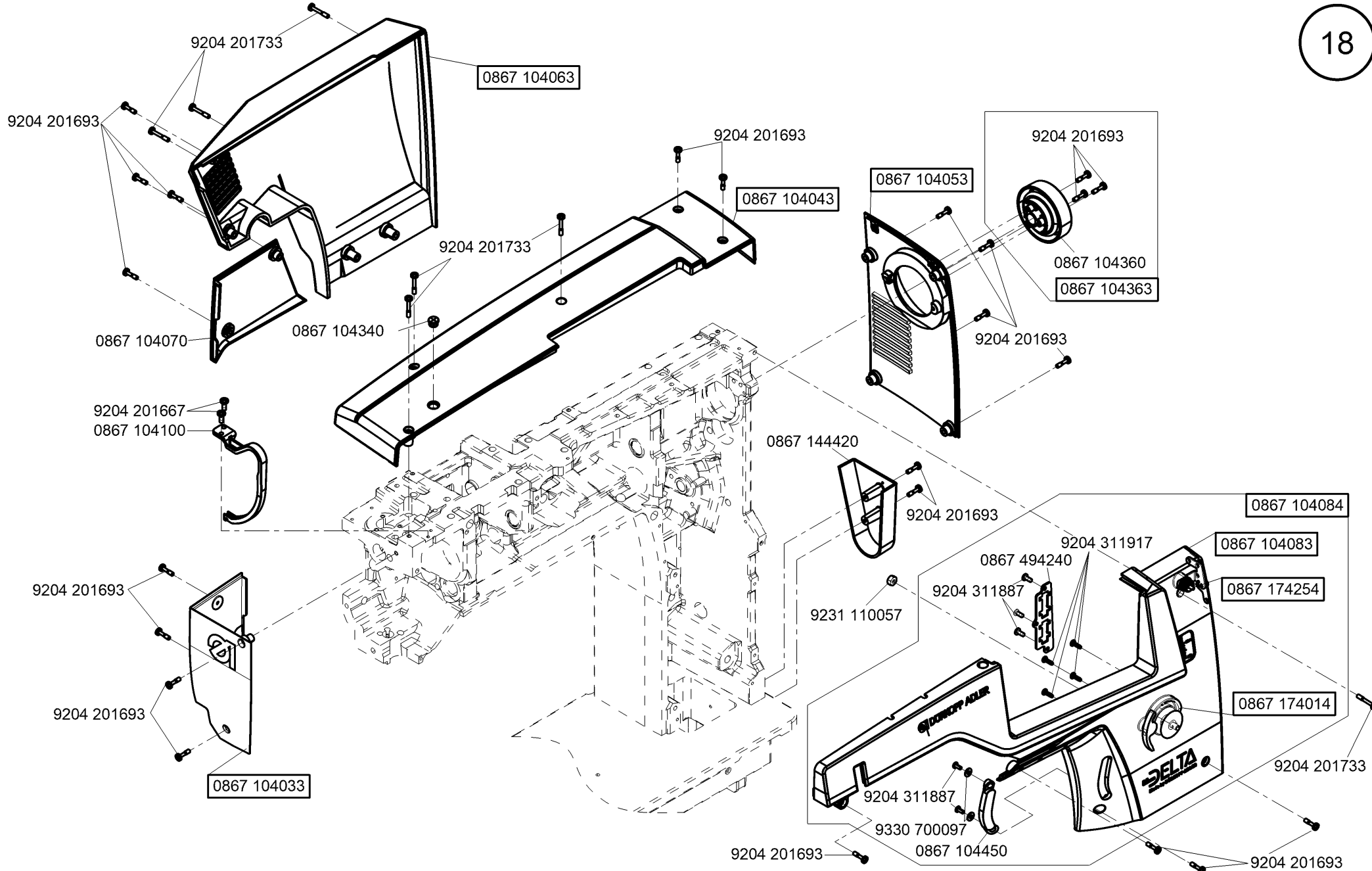
0867 114014



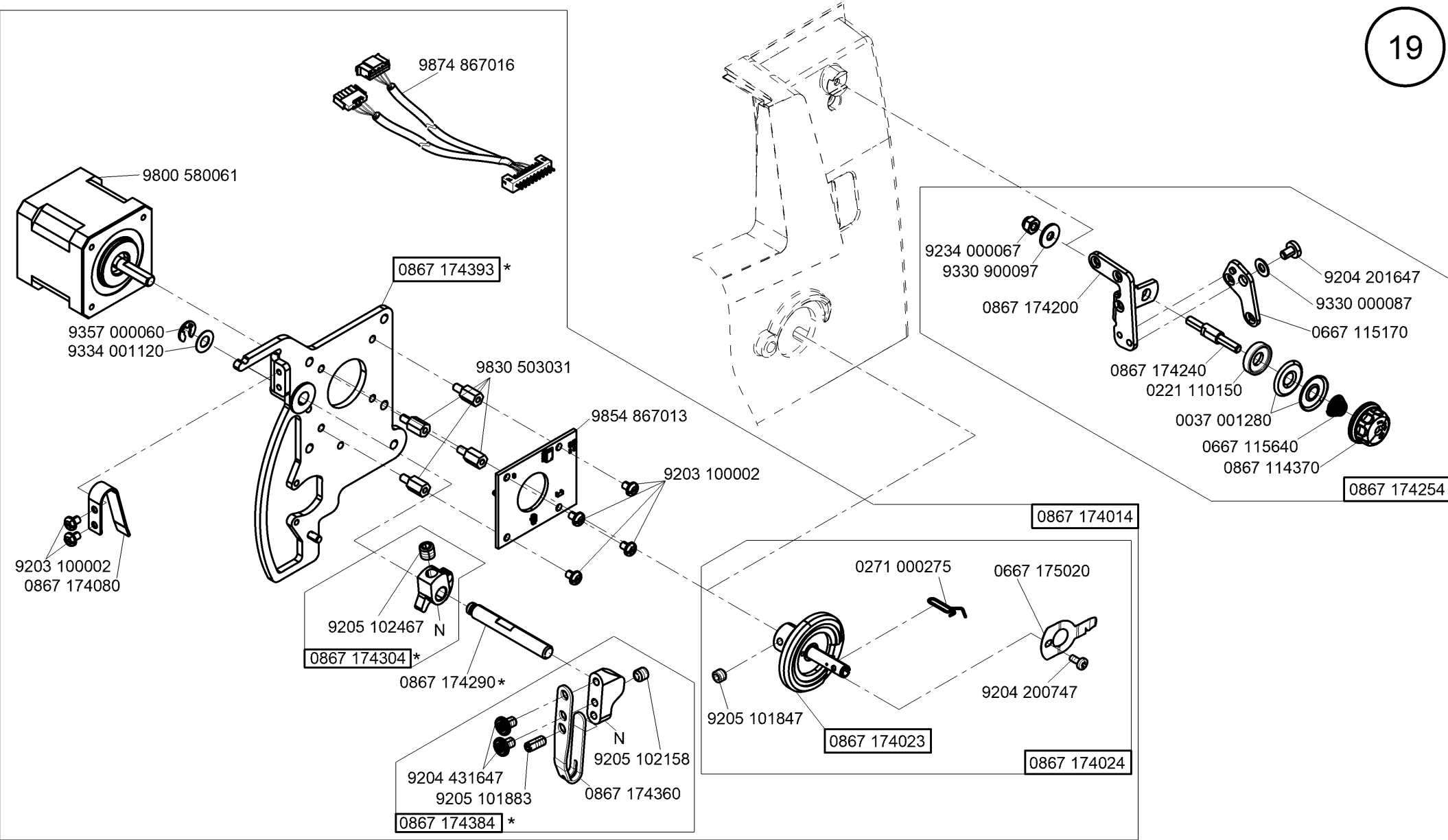
siehe
see 26





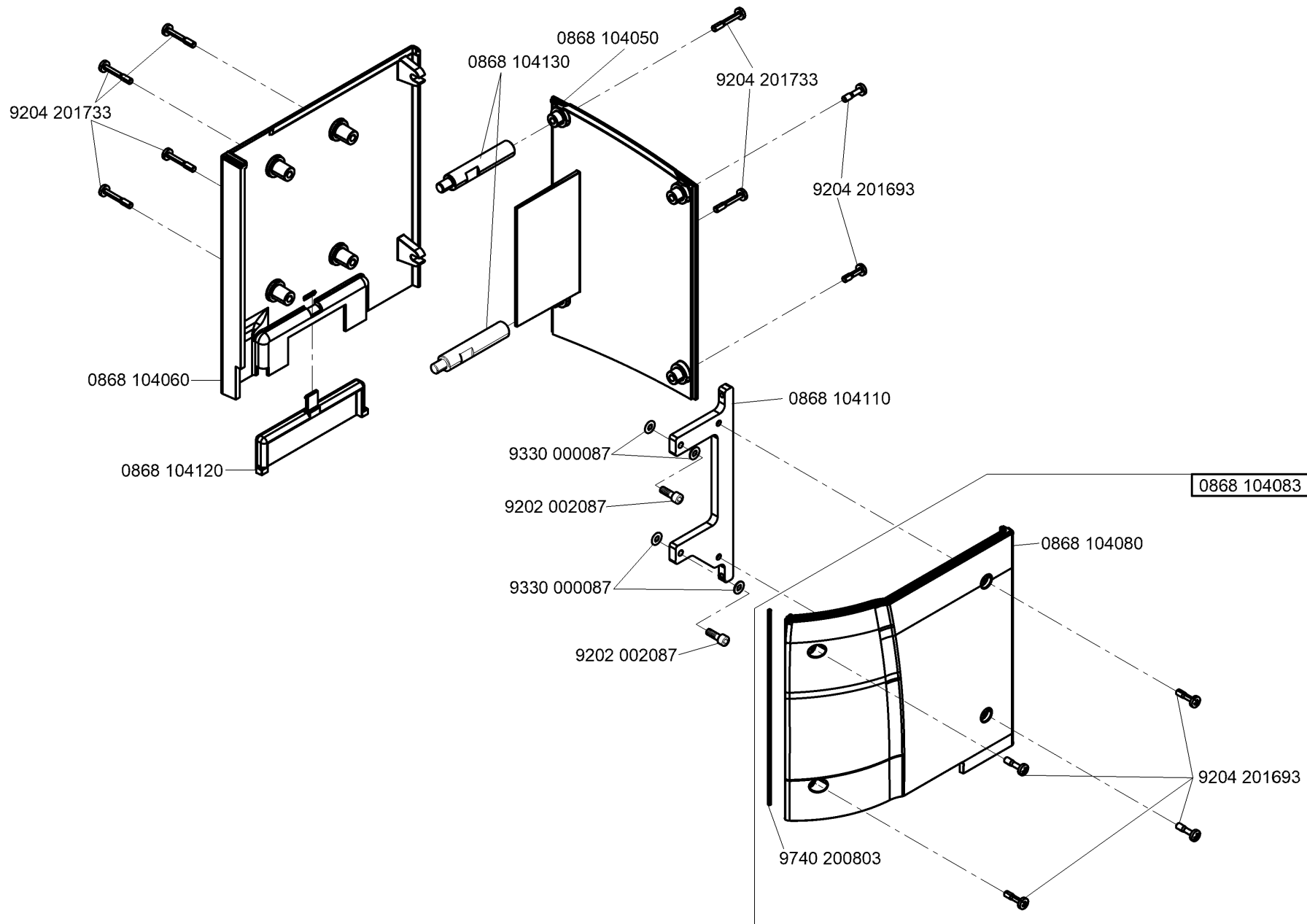


CI. D868



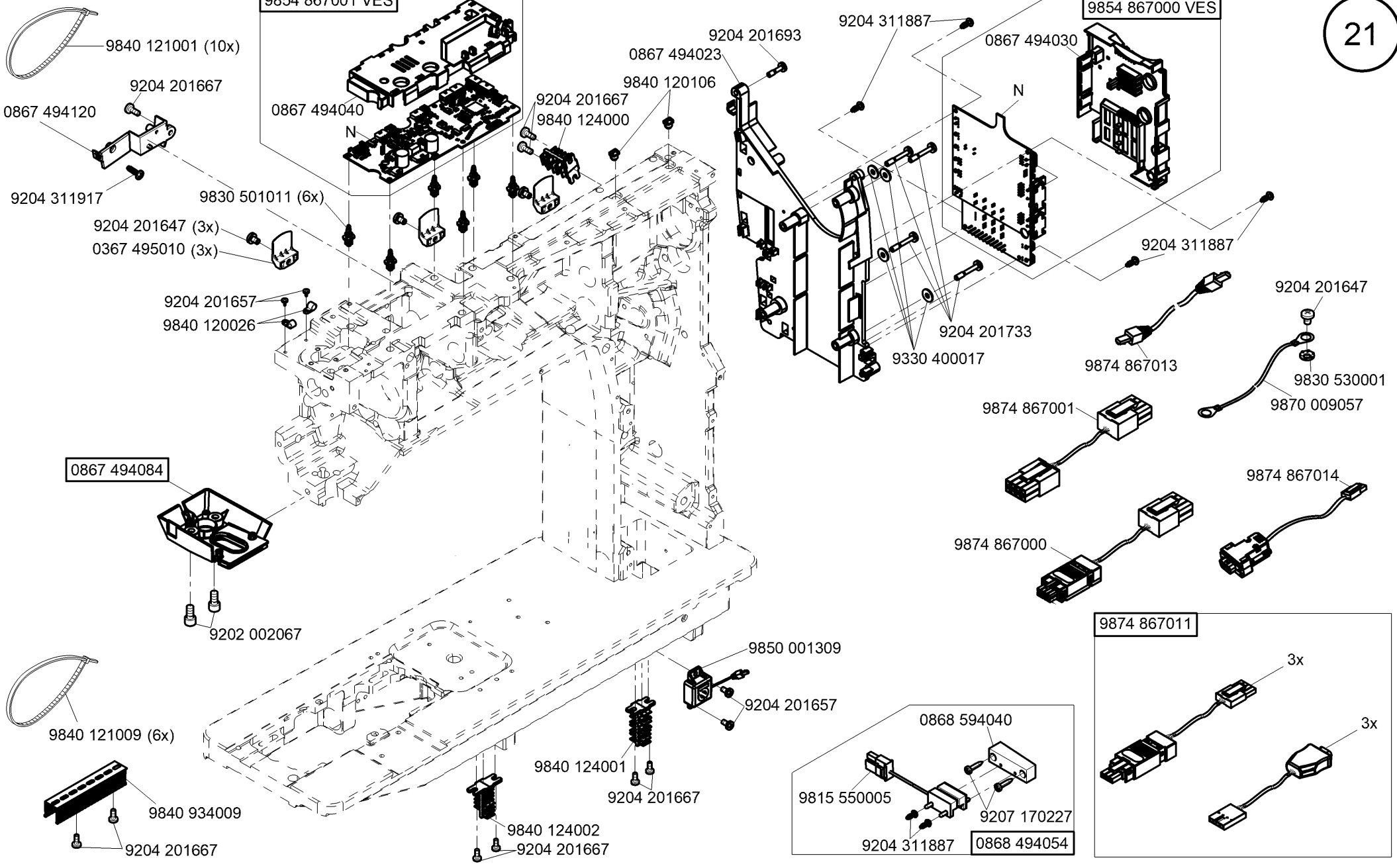
N - nicht als Einzelteil lieferbar
not available as separate part

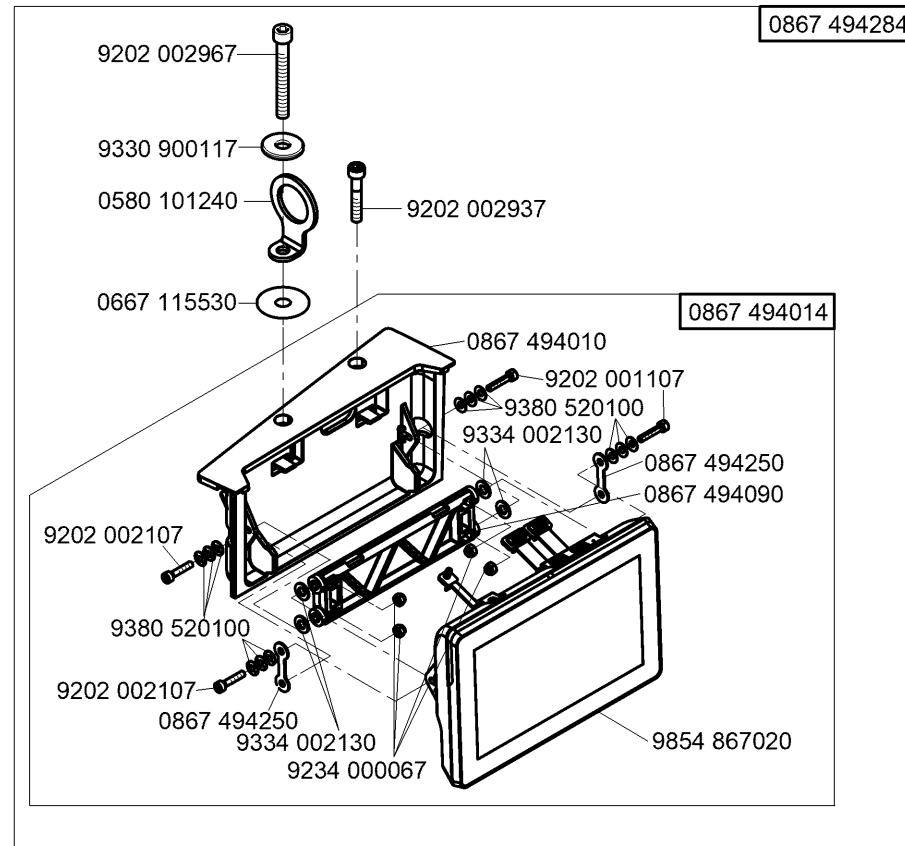
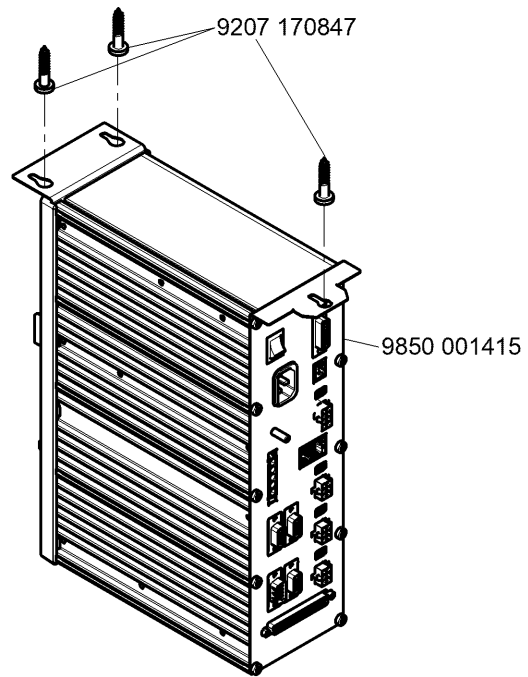
* für Maschinen hergestellt bis 9/2020 alle Teile nur zusammen bestellen
for machines made until 9/2020 all parts please order together

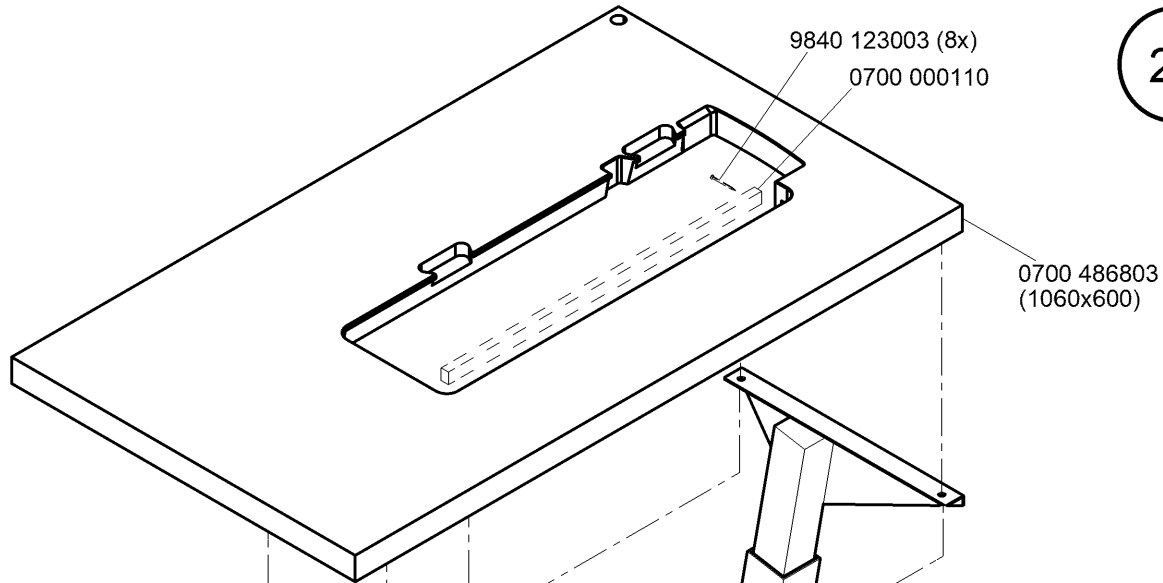


9854 867001 VES

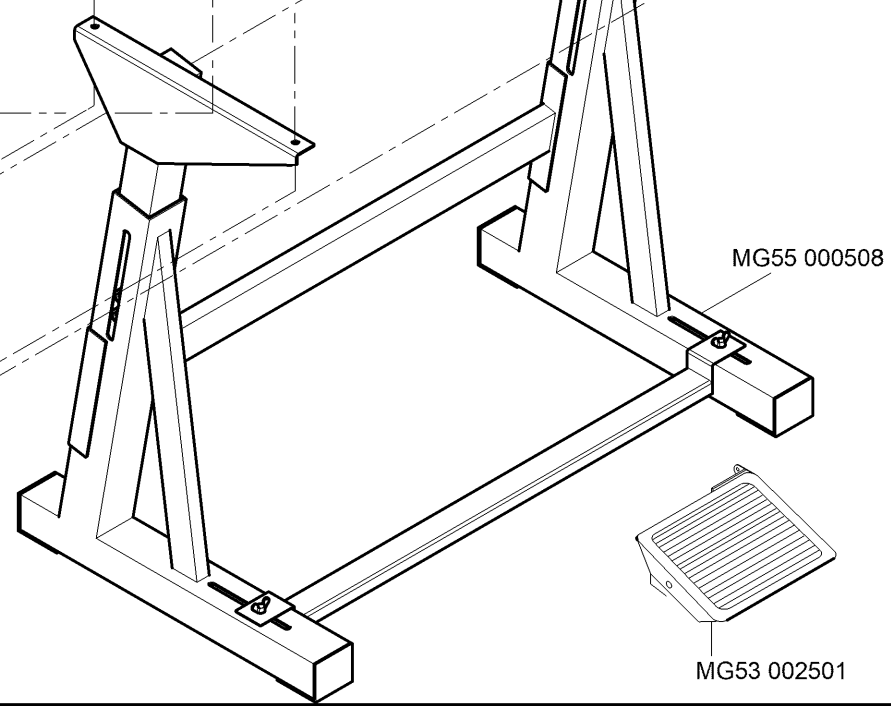
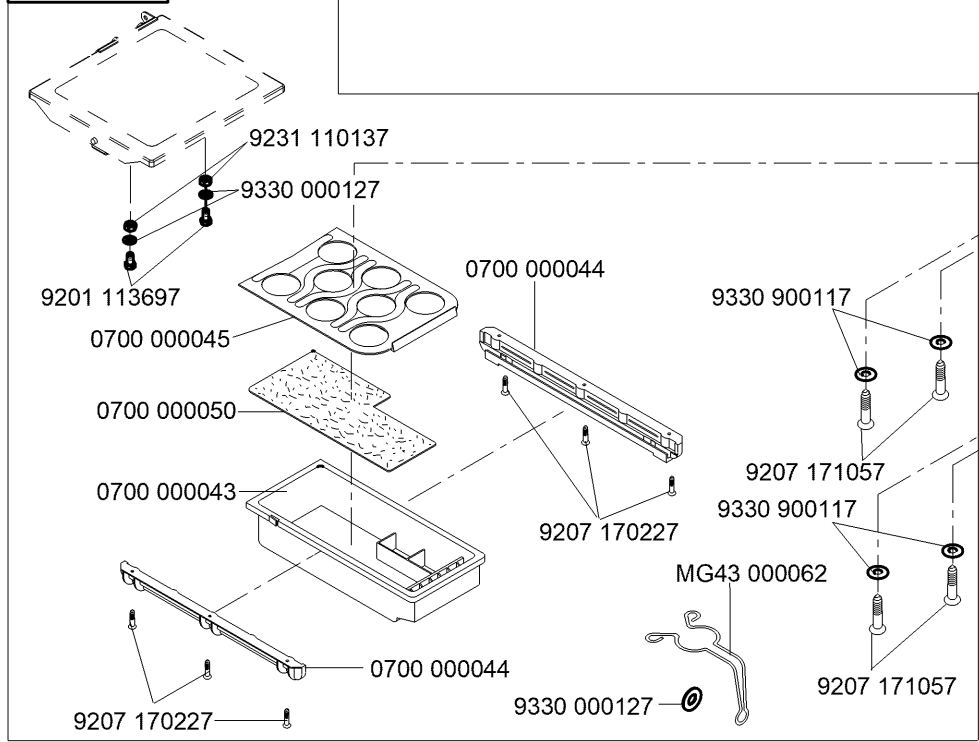
9854 867000 VES



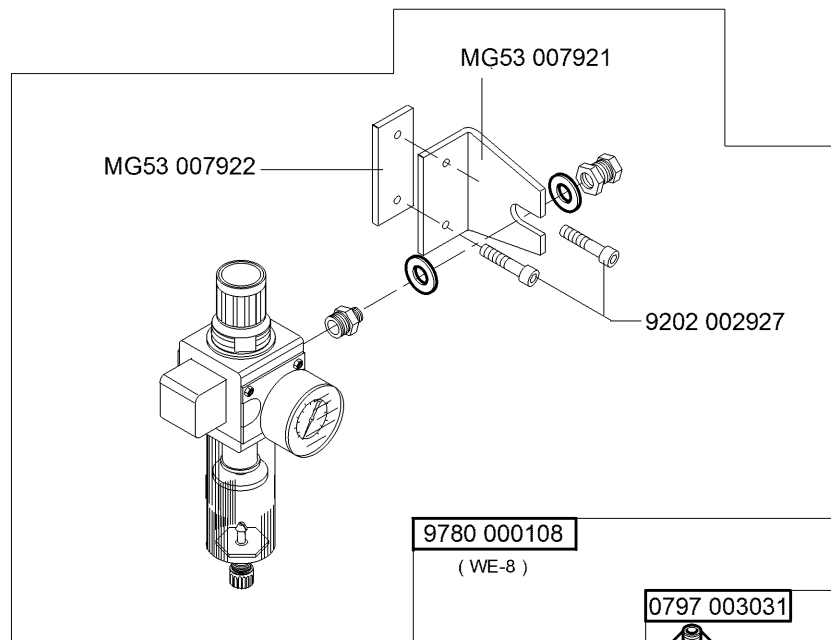




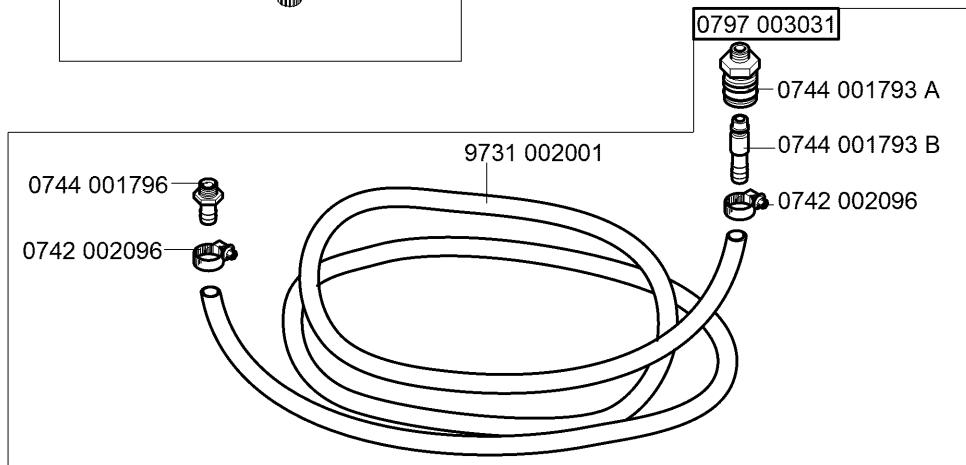
MG53 007511



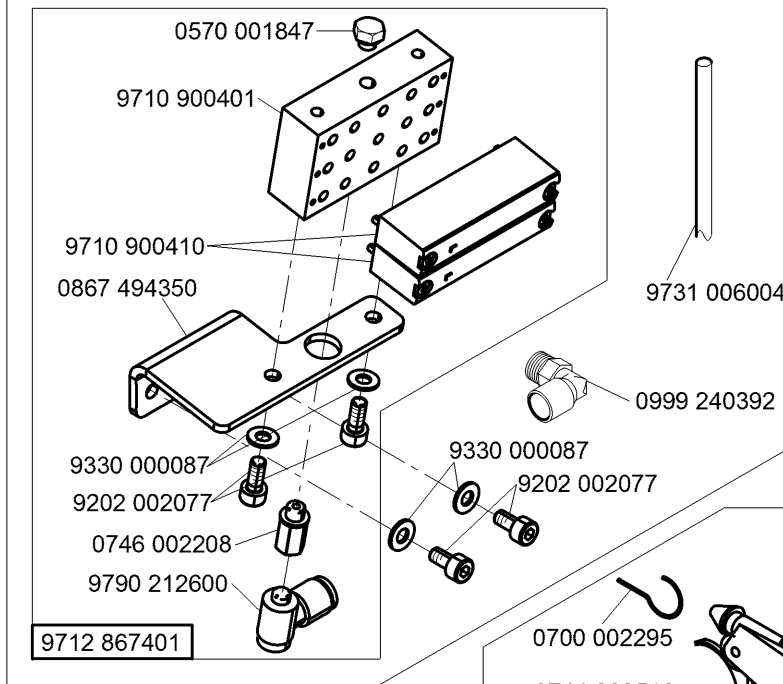
auf Wunsch
on request



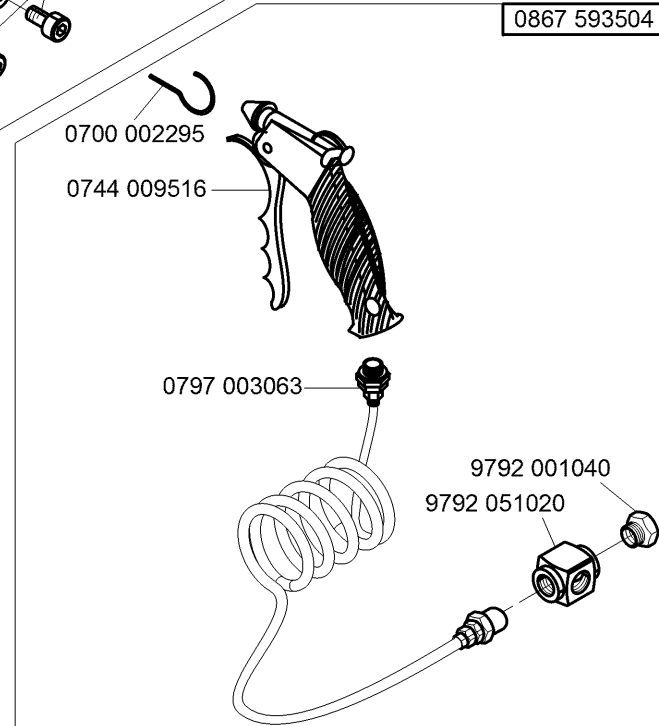
9780 000108
(WE-8)

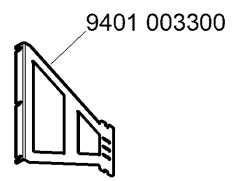
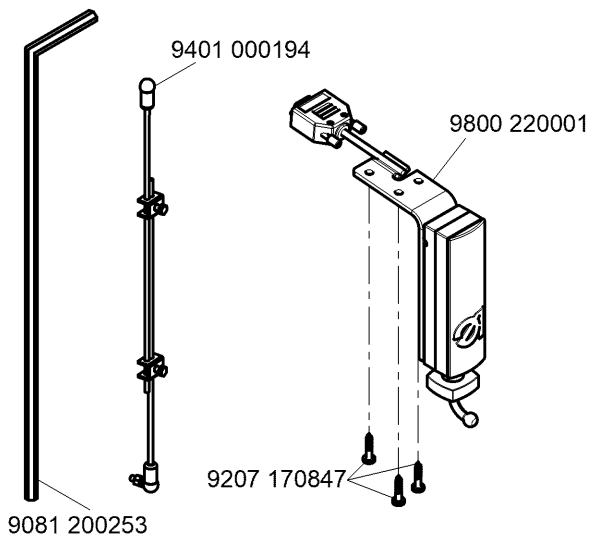
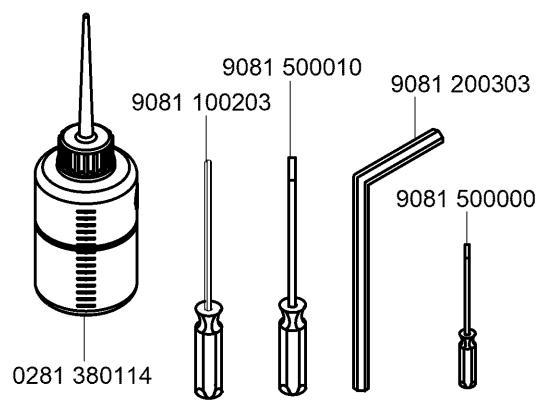
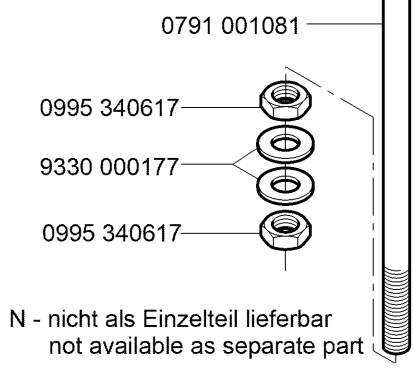
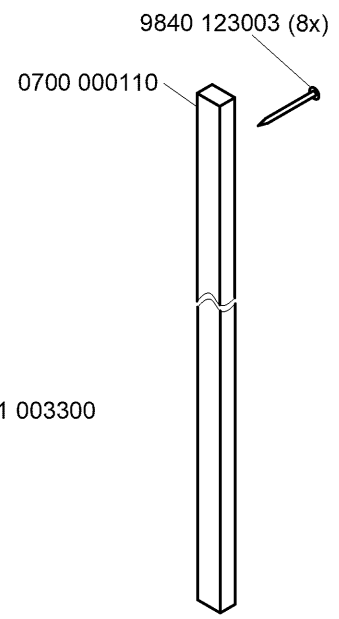
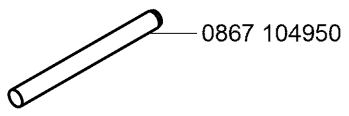
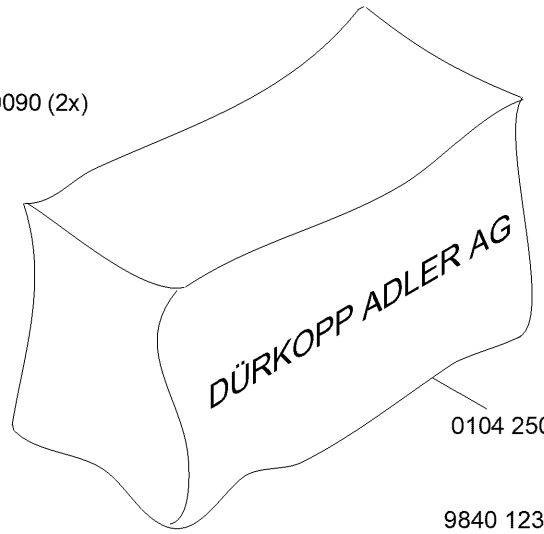
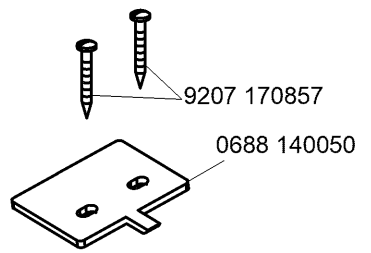
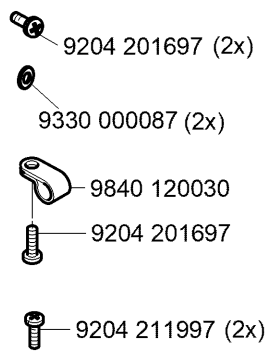
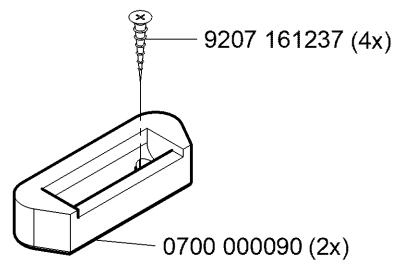
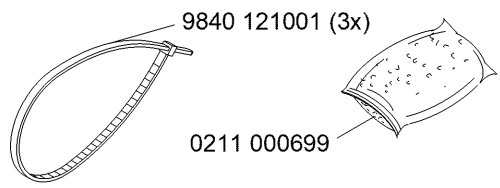
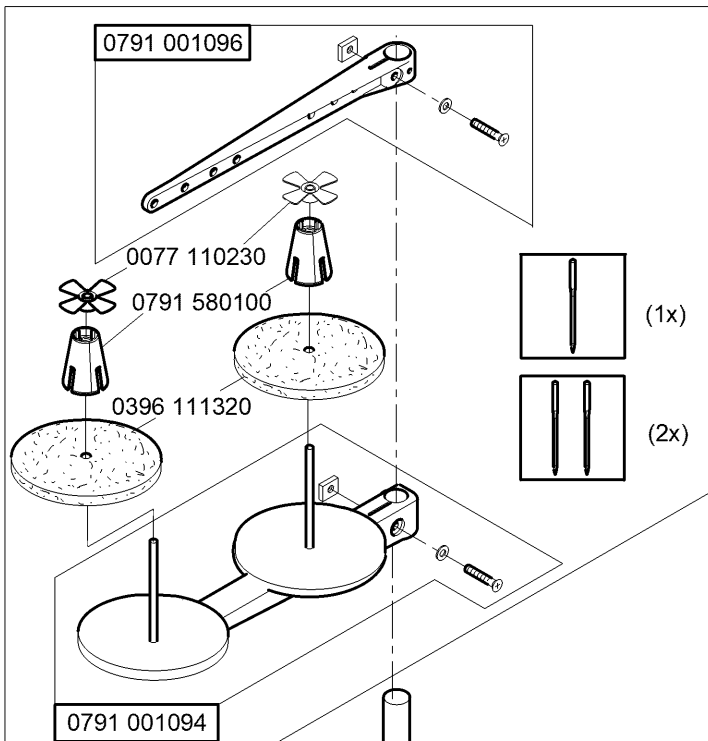


0867 594304

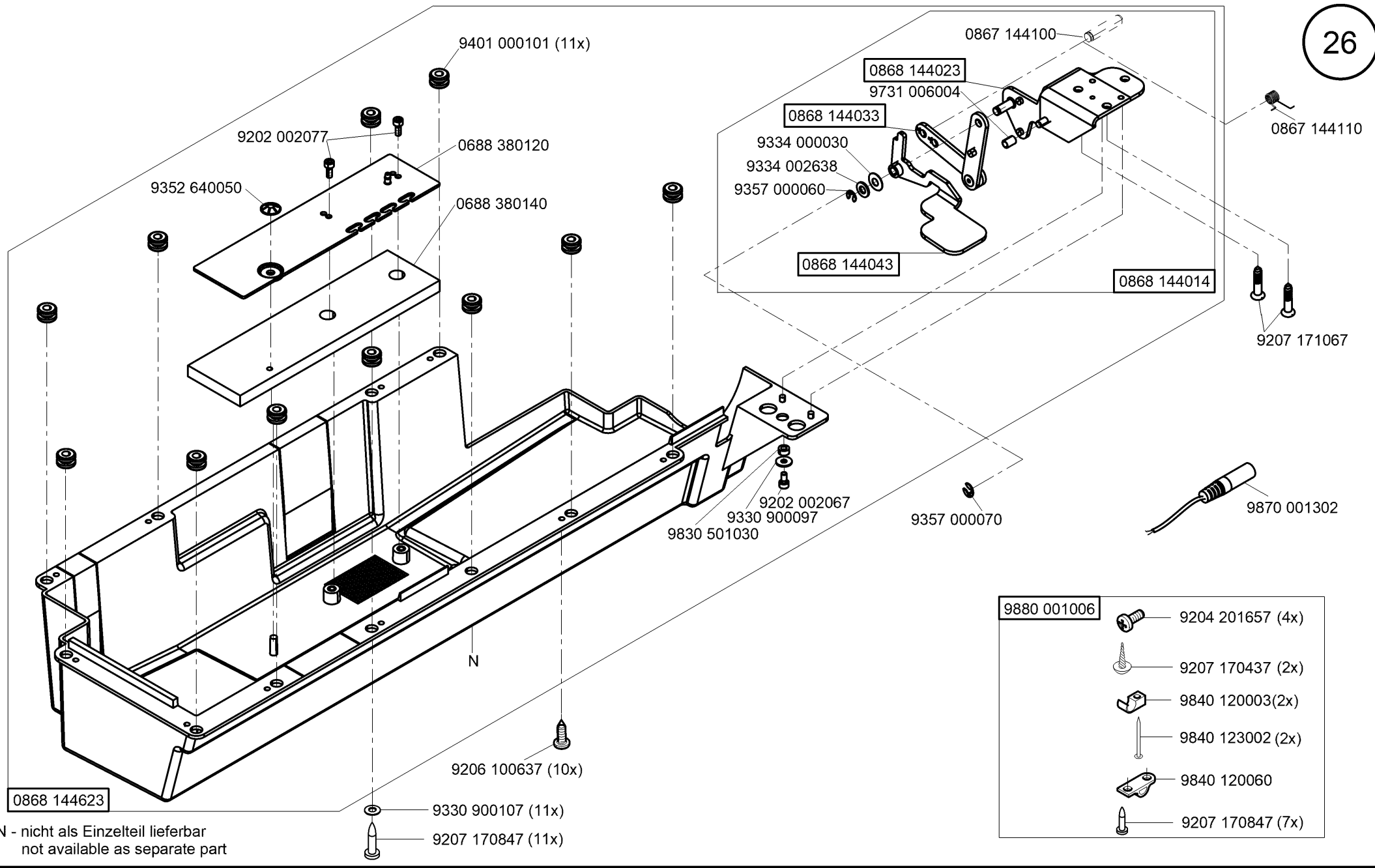


0867 593504





N - nicht als Einzelteil lieferbar
not available as separate part



0868 144623

N - nicht als Einzelteil lieferbar
not available as separate part

- 9330 900107 (11x)
- 9207 170847 (11x)

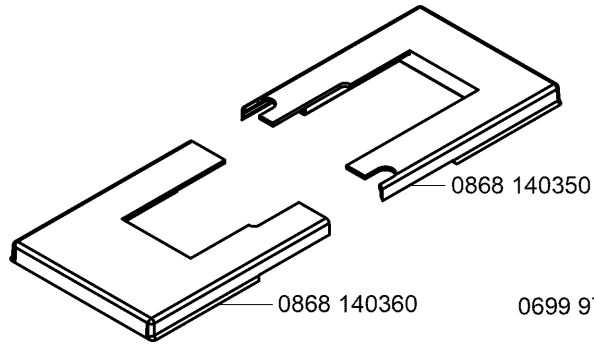
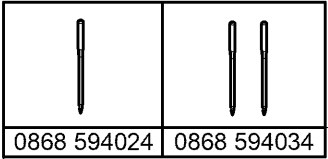
9206 100637 (10x)

- 9202 002067
- 9330 900097
- 9830 501030

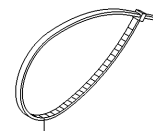

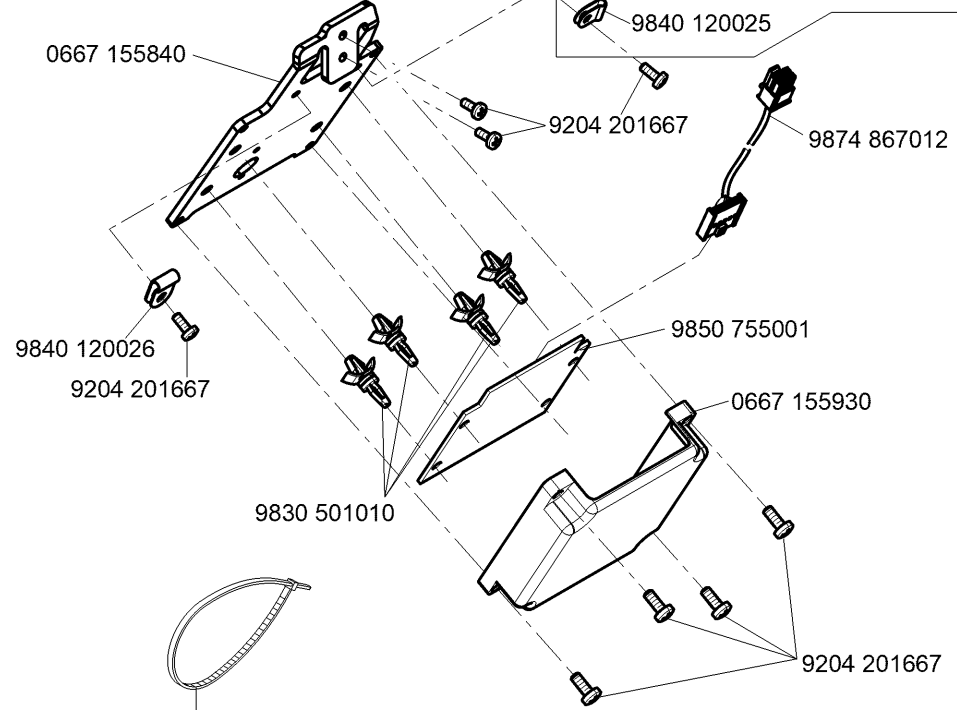
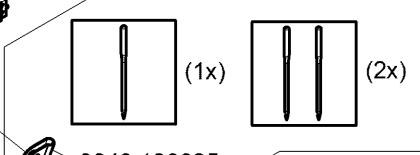
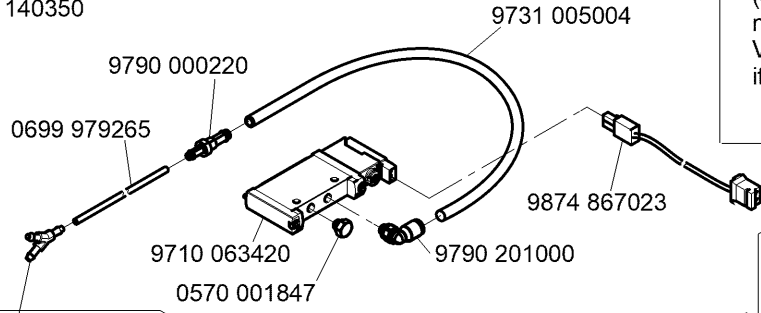
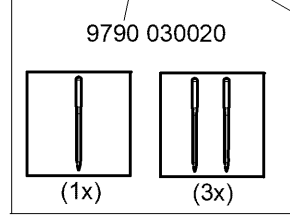
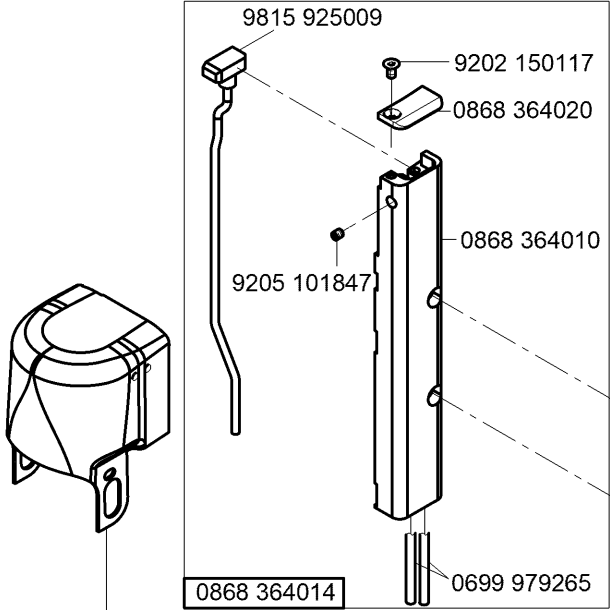

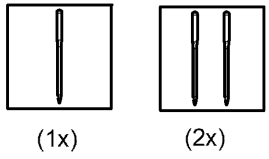
9357 000070

9870 001302

- | | | |
|-------------|--|------------------|
| 9880 001006 | | 9204 201657 (4x) |
| | | 9207 170437 (2x) |
| | | 9840 120003 (2x) |
| | | 9840 123002 (2x) |
| | | 9840 120060 |
| | | 9207 170847 (7x) |

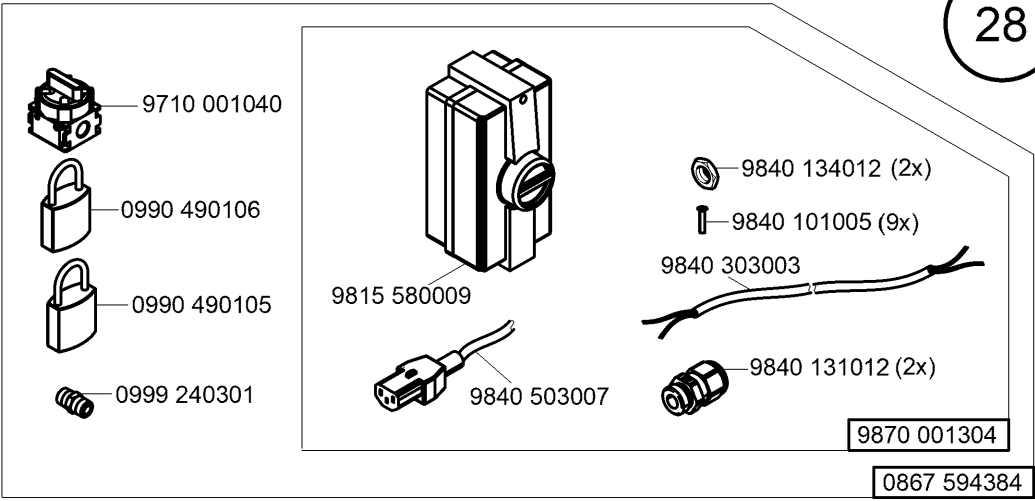
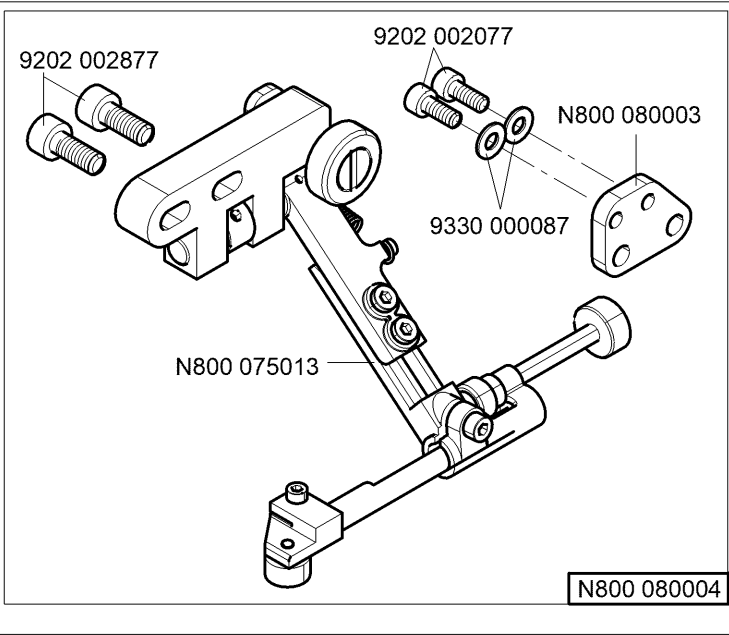
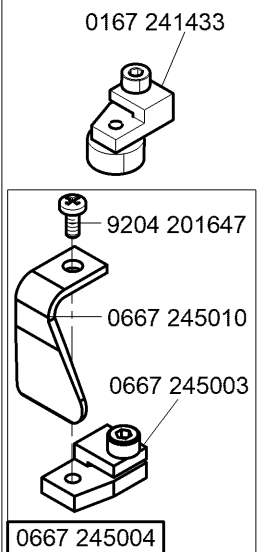


+ **0867 594304**
(siehe Tabelle / see table 24),
das ist immer notwendig / this is always
necessary
+ **9780 000108, 0797 003031**
(siehe Tabelle / see table 24),
nur notwendig, wenn es keine pneumatische
Verbindung gibt / only necessary
if there is no pneumatic connection

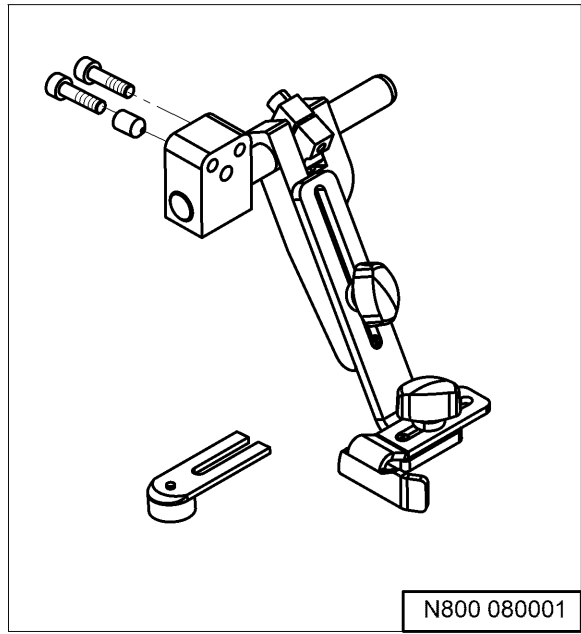
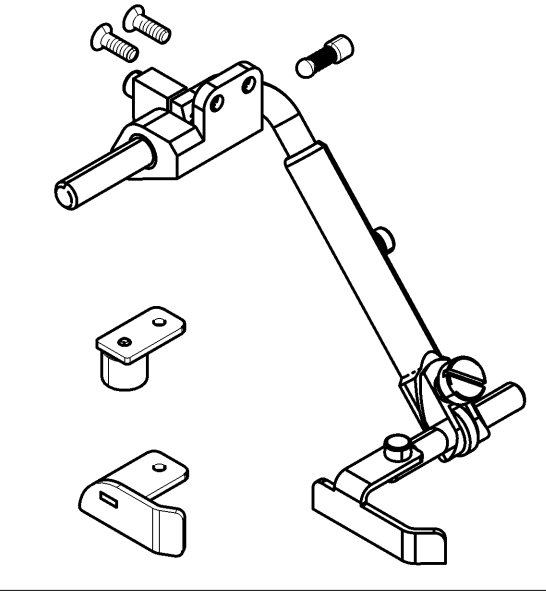


bis/until 12/2019 0868 144713
ab/from 01/2020 0868 144613

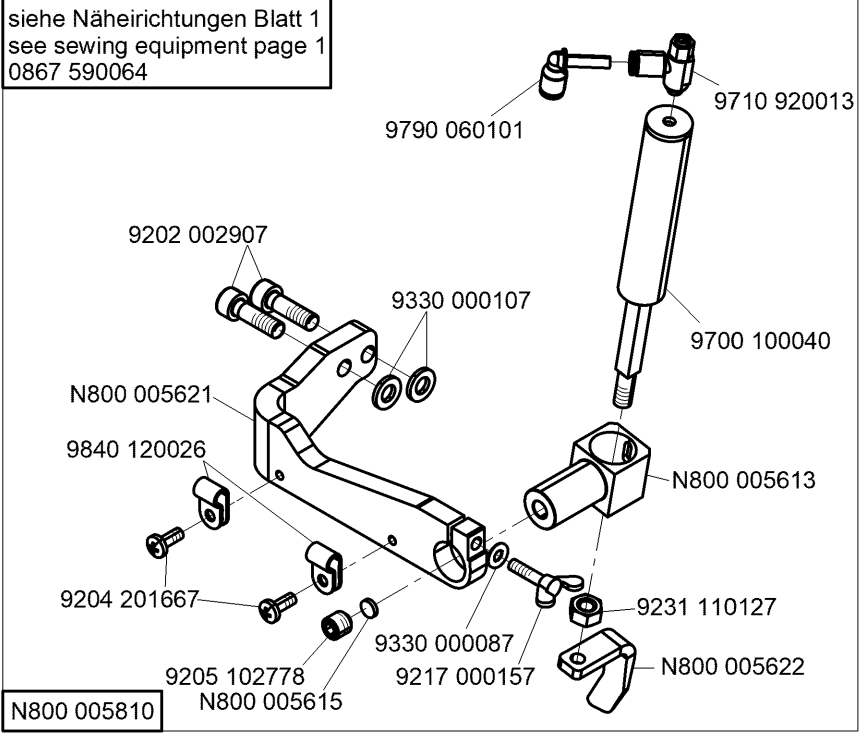
N800 005655



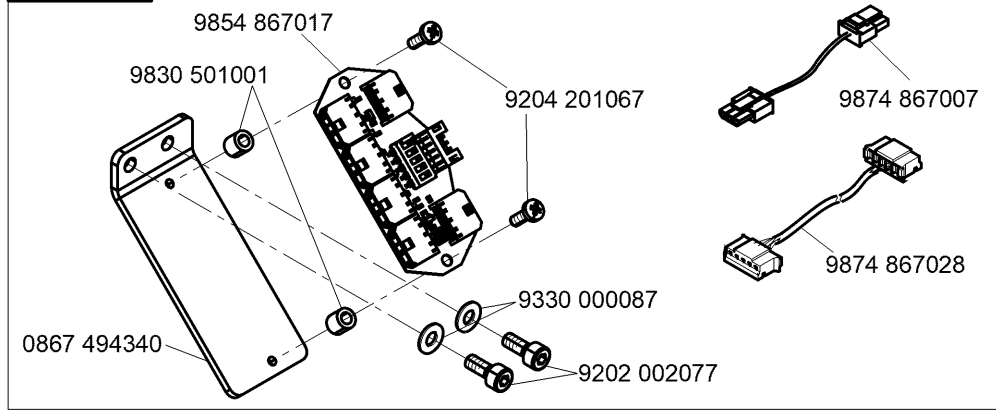
N800 080021



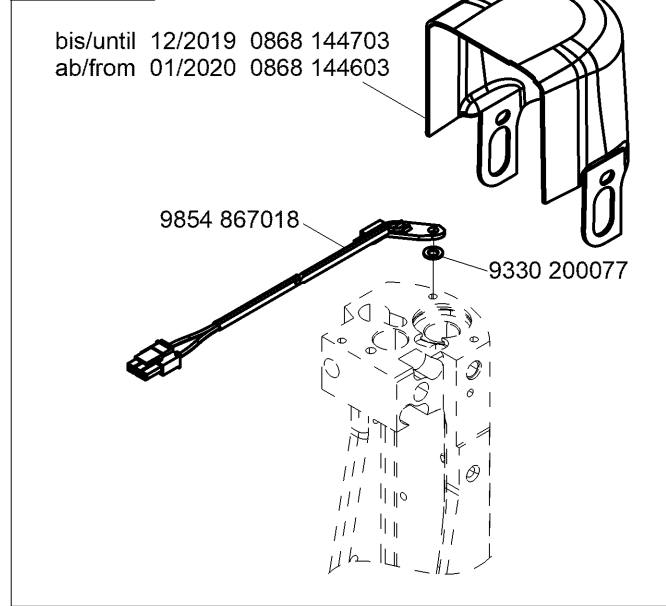
siehe Näherichtungen Blatt 1
see sewing equipment page 1
0867 590064



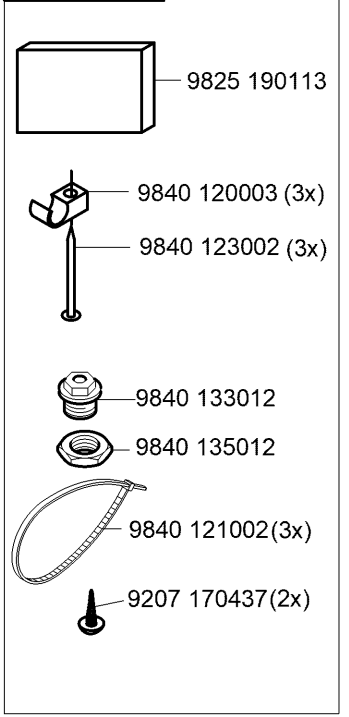
9874 867025



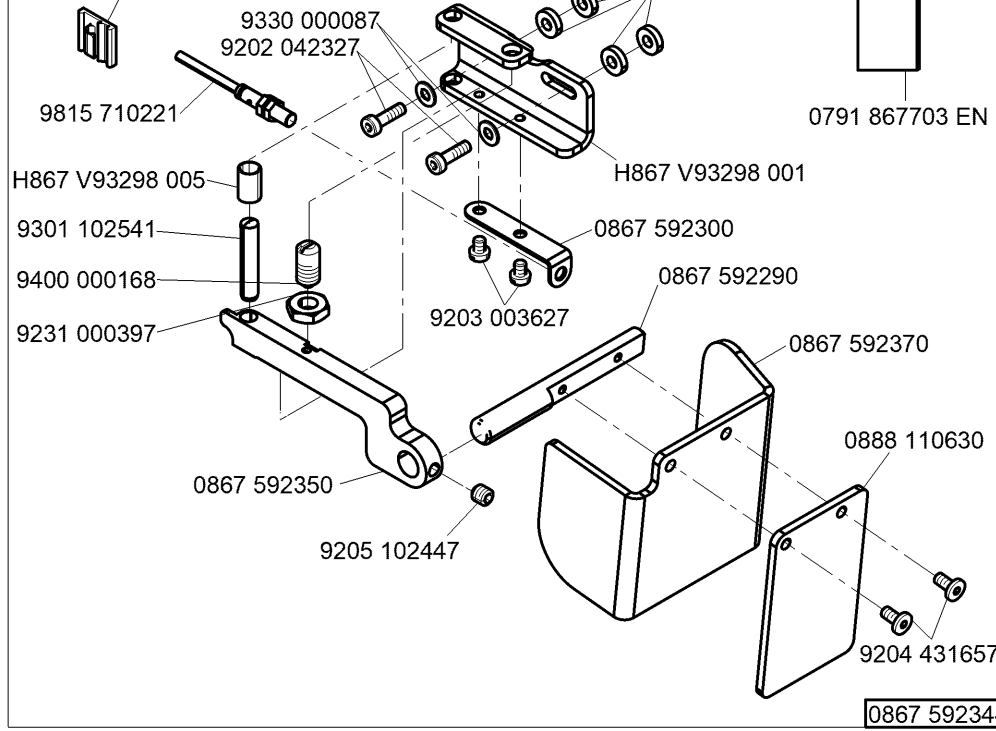
0868 154124



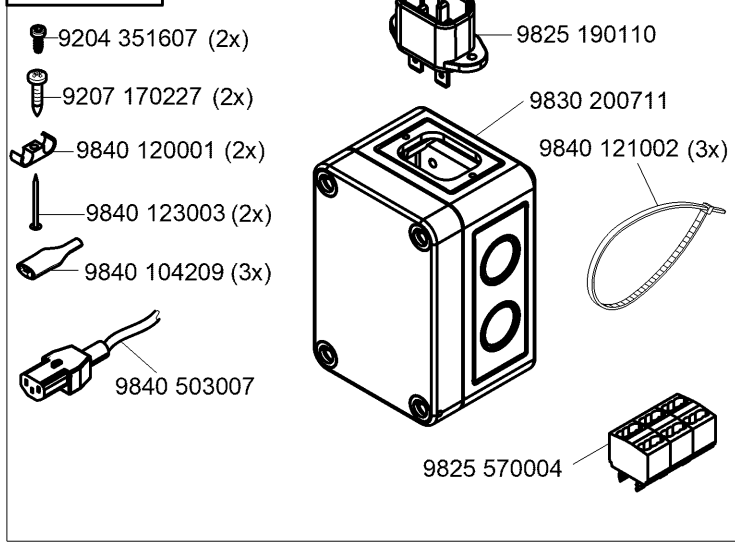
9870 001301

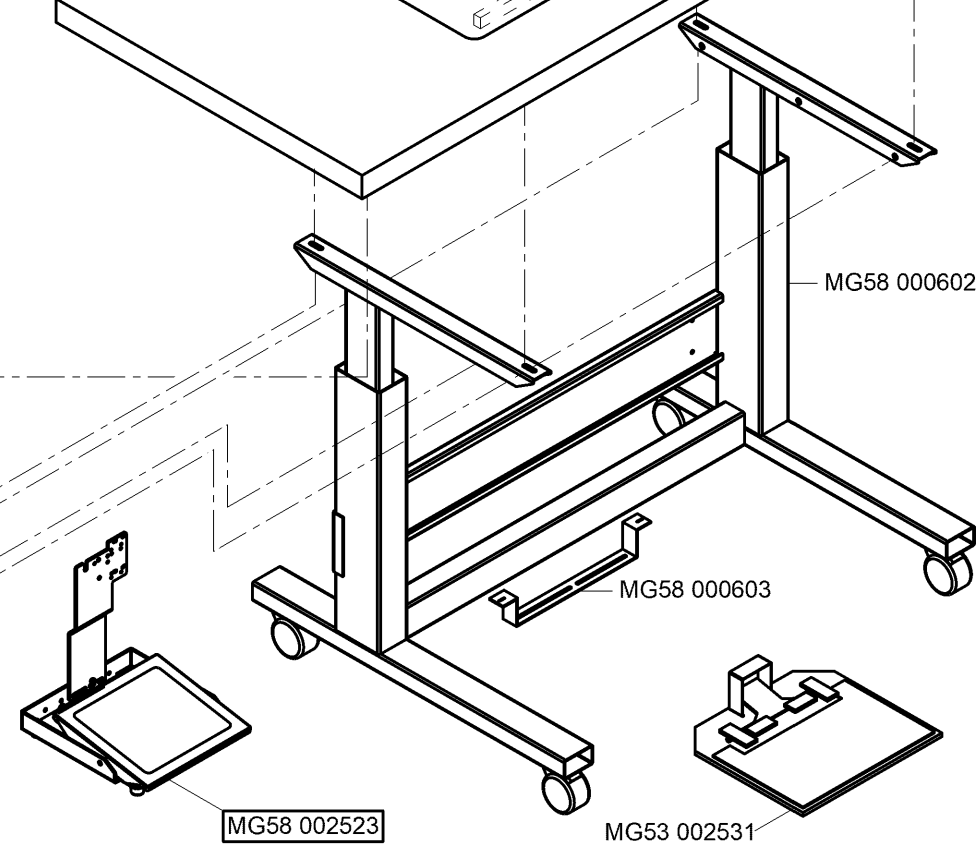
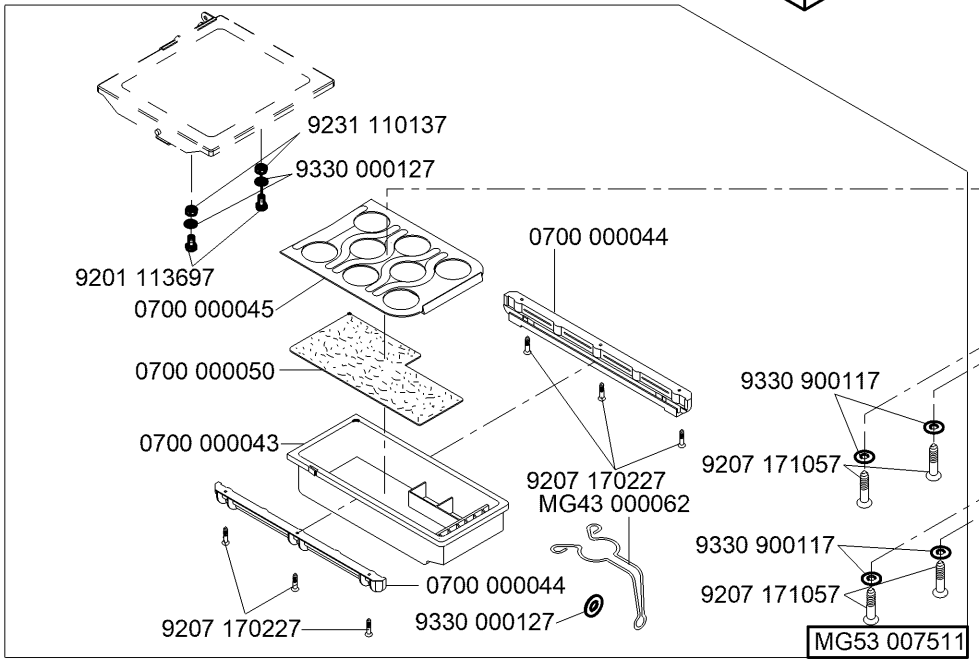
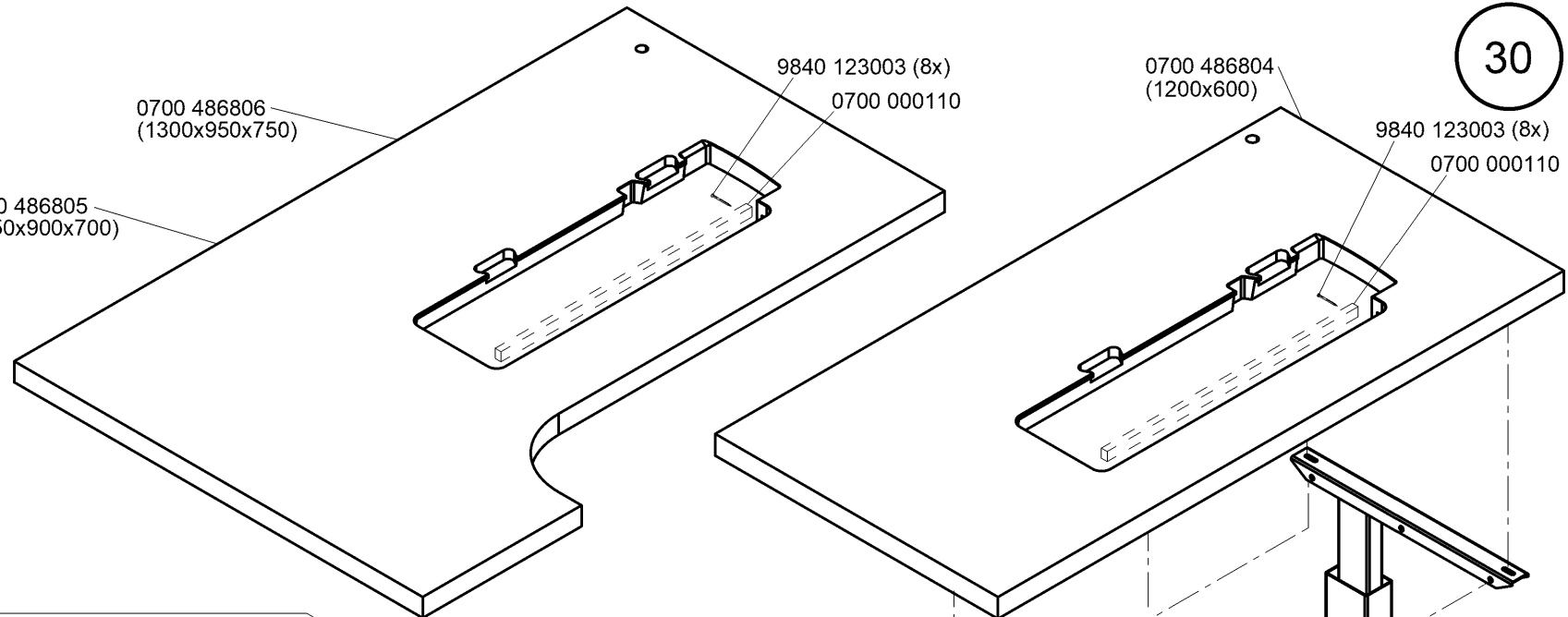


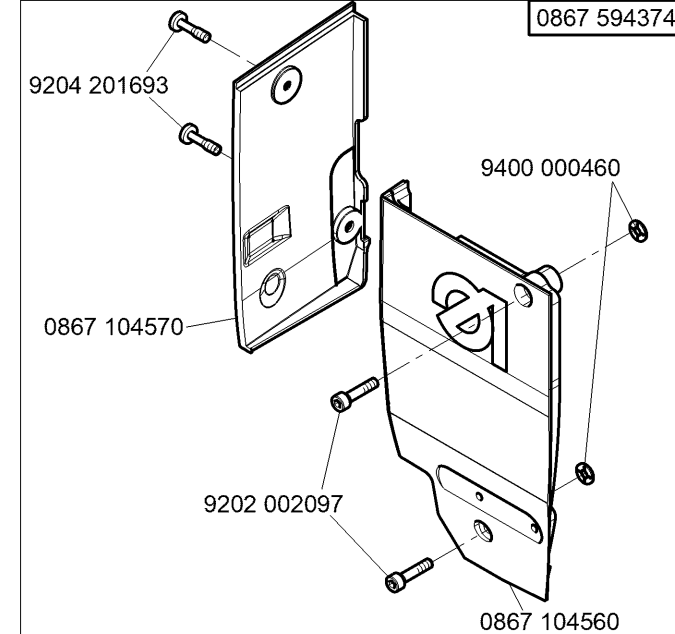
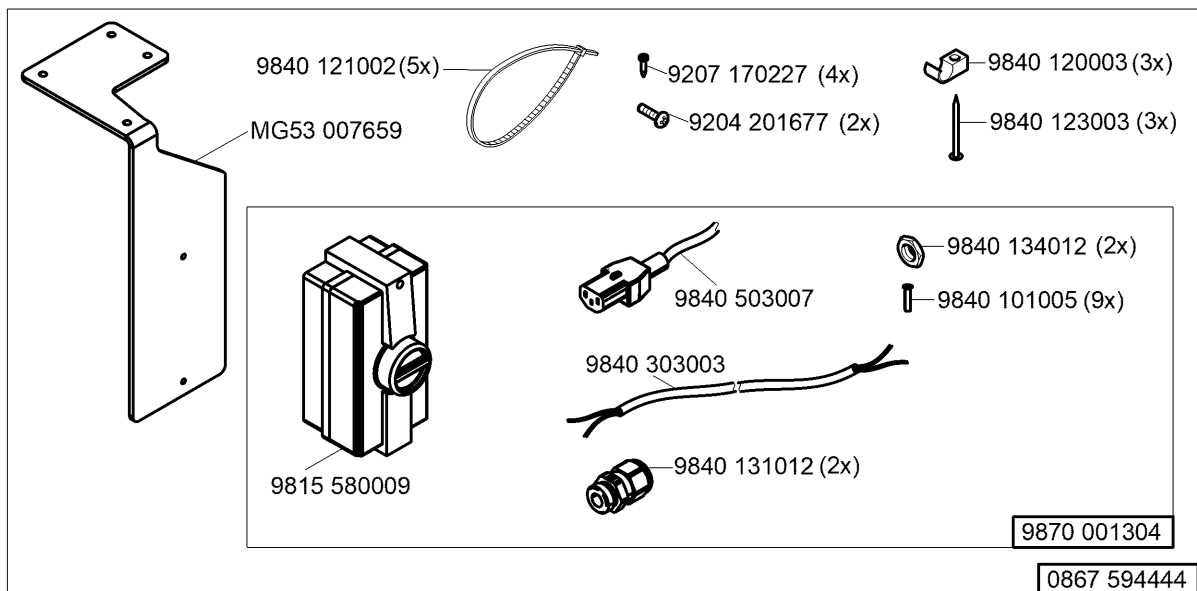
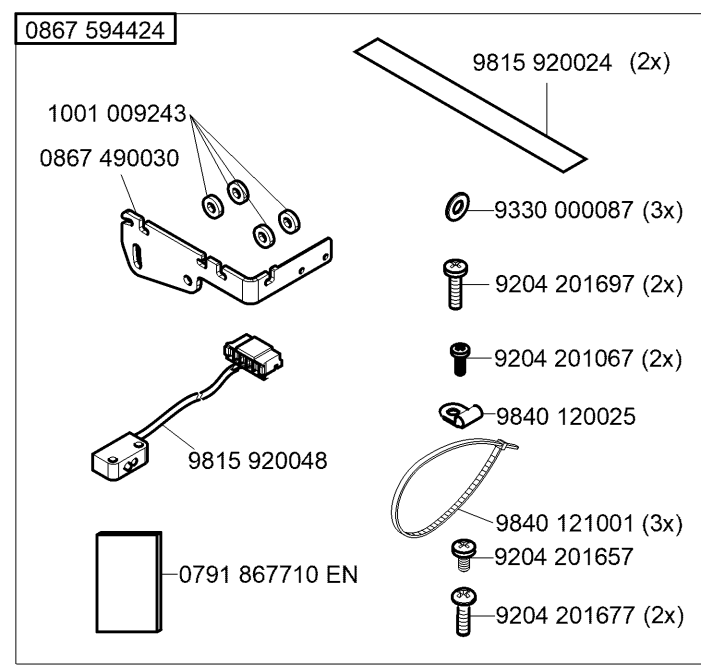
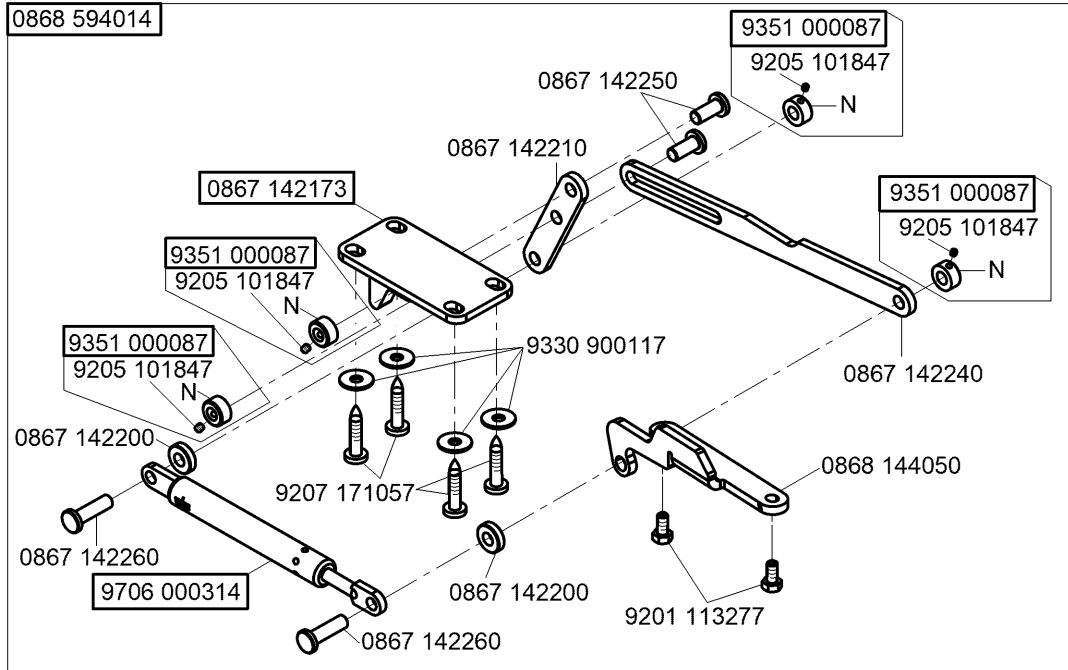
0798 120401



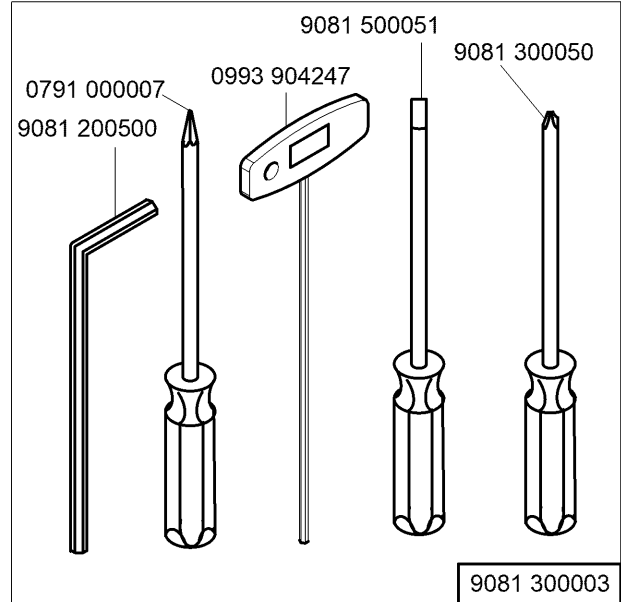
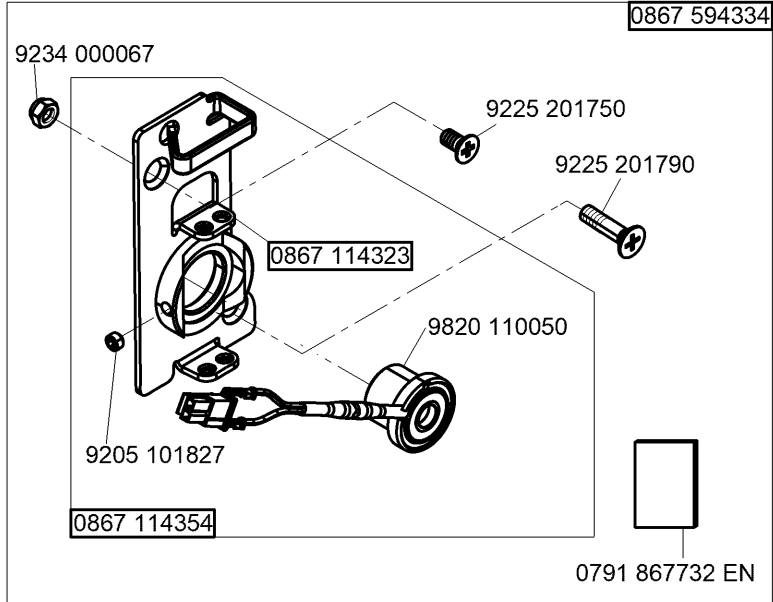
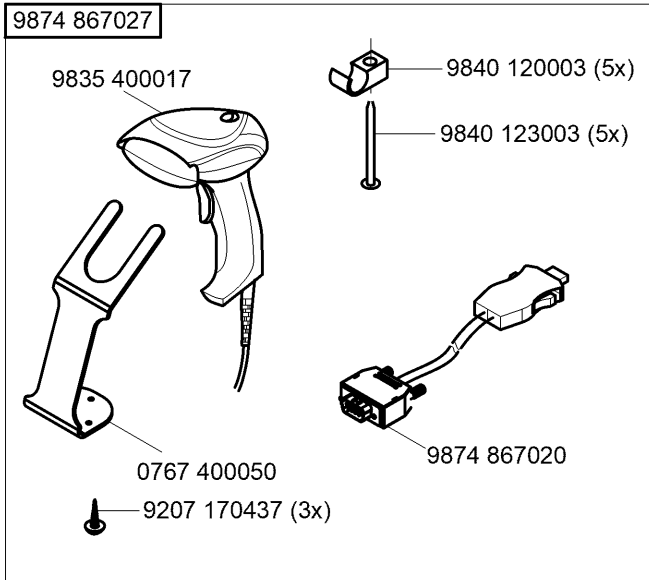
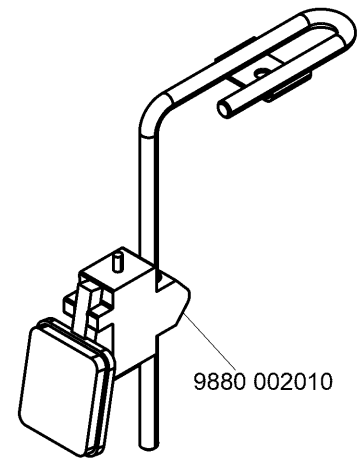
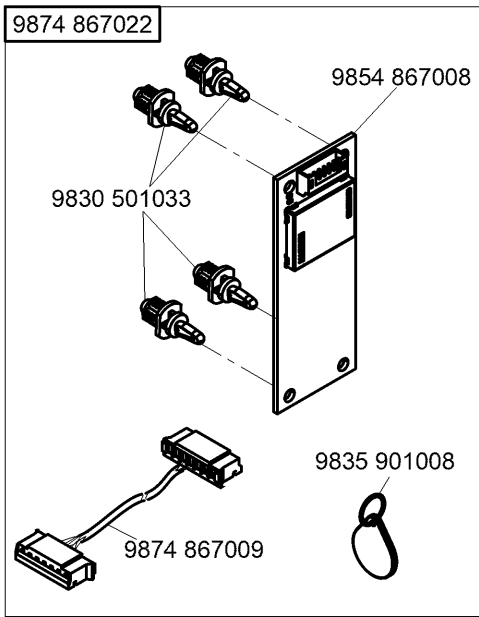
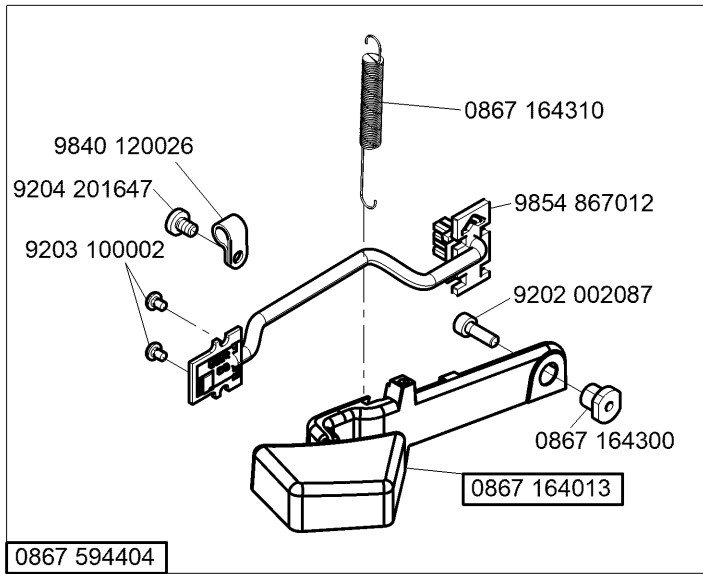
9870 001303

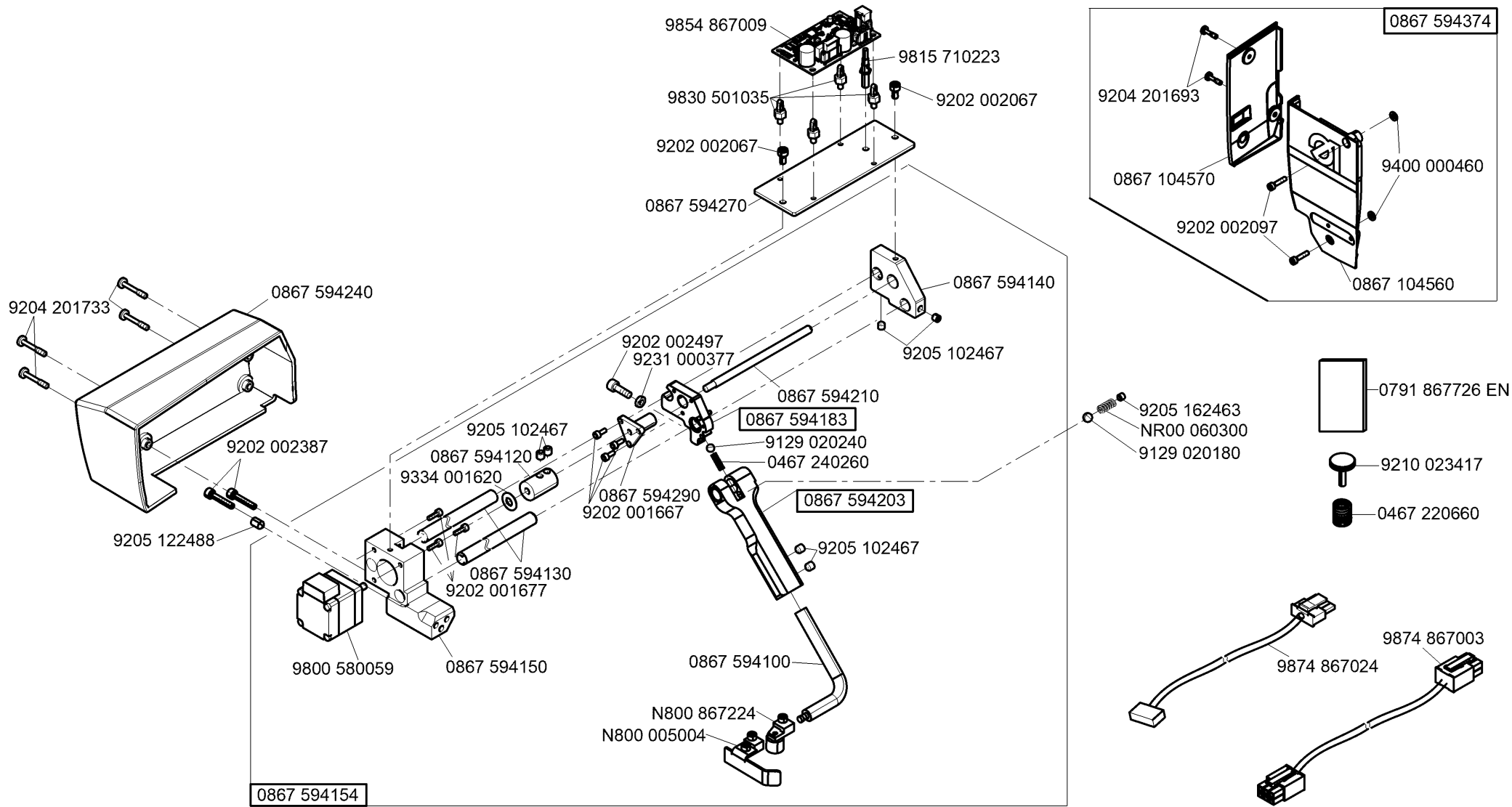






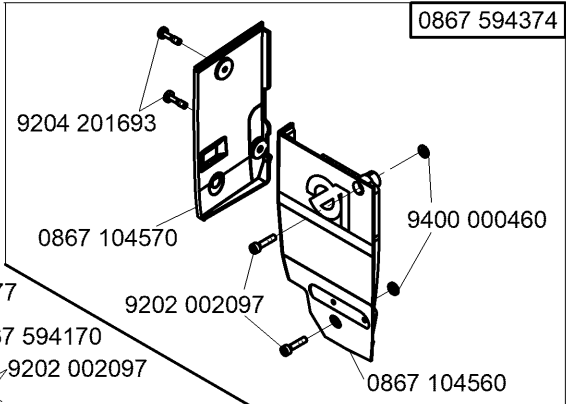
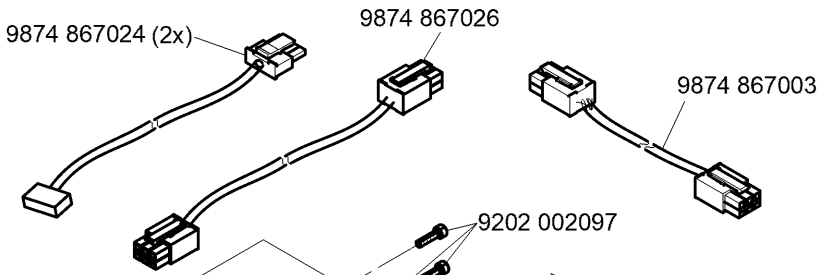
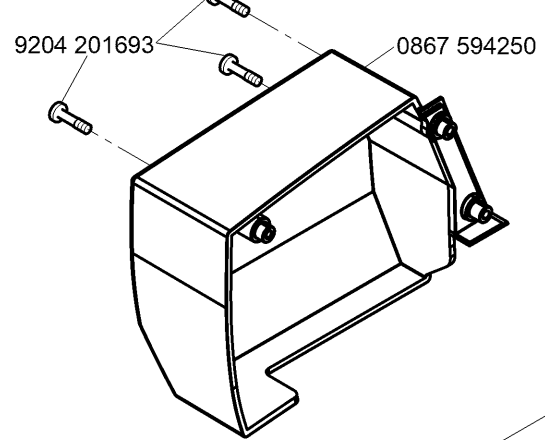
N - nicht als Einzelteil lieferbar
not available as separate part



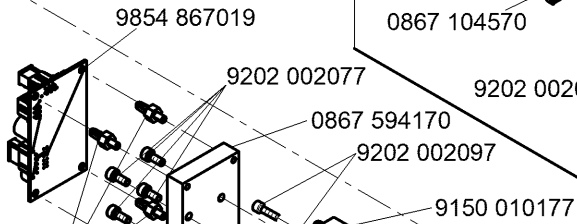
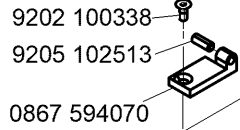


- 0791 867726 EN
- 9210 023417
- 0467 220660

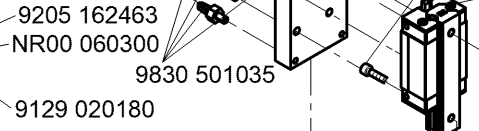
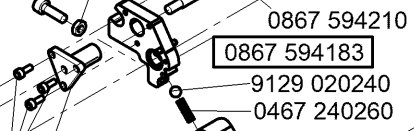
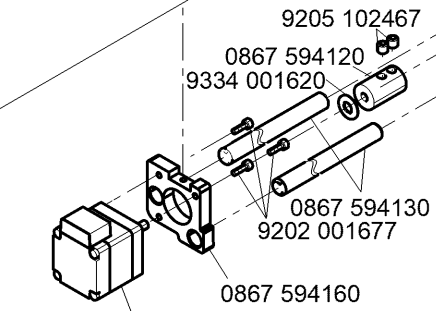
4867 590024



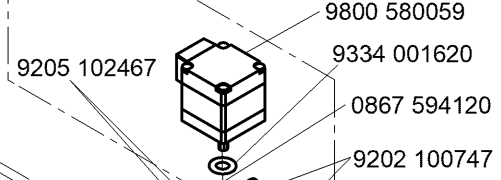
0867 594193



0867 594183



0867 594203



0867 594134

9800 580059

N800 867224
N800 005004

0867 594100

9202 002067

9854 867019

9830 501035

9202 100747

9202 001677 (4x)

0867 594110

0867 594263

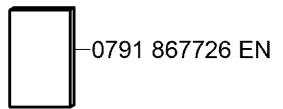
0867 594290

9202 001667

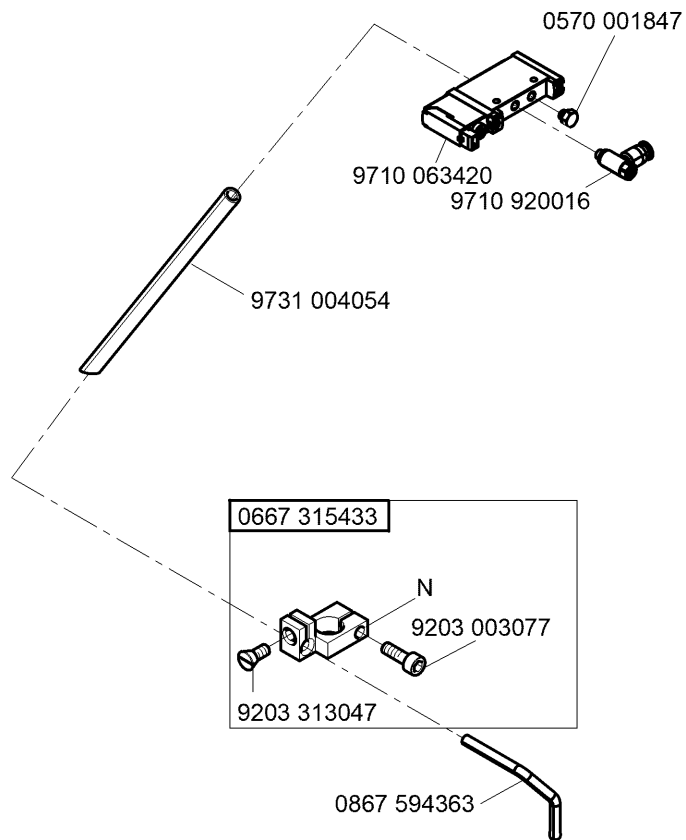
9202 002087

9815 710232

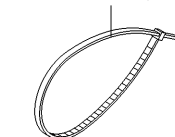
9203 312447



0867 594464



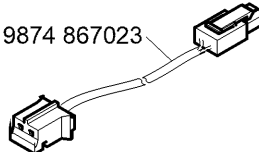
9840 121002 (5x)



0798 120401



9874 867023



0791 867731 EN



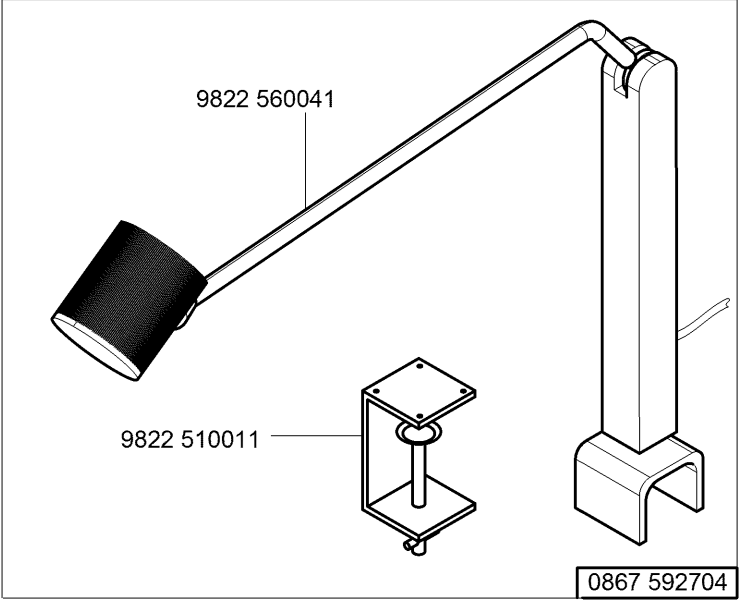
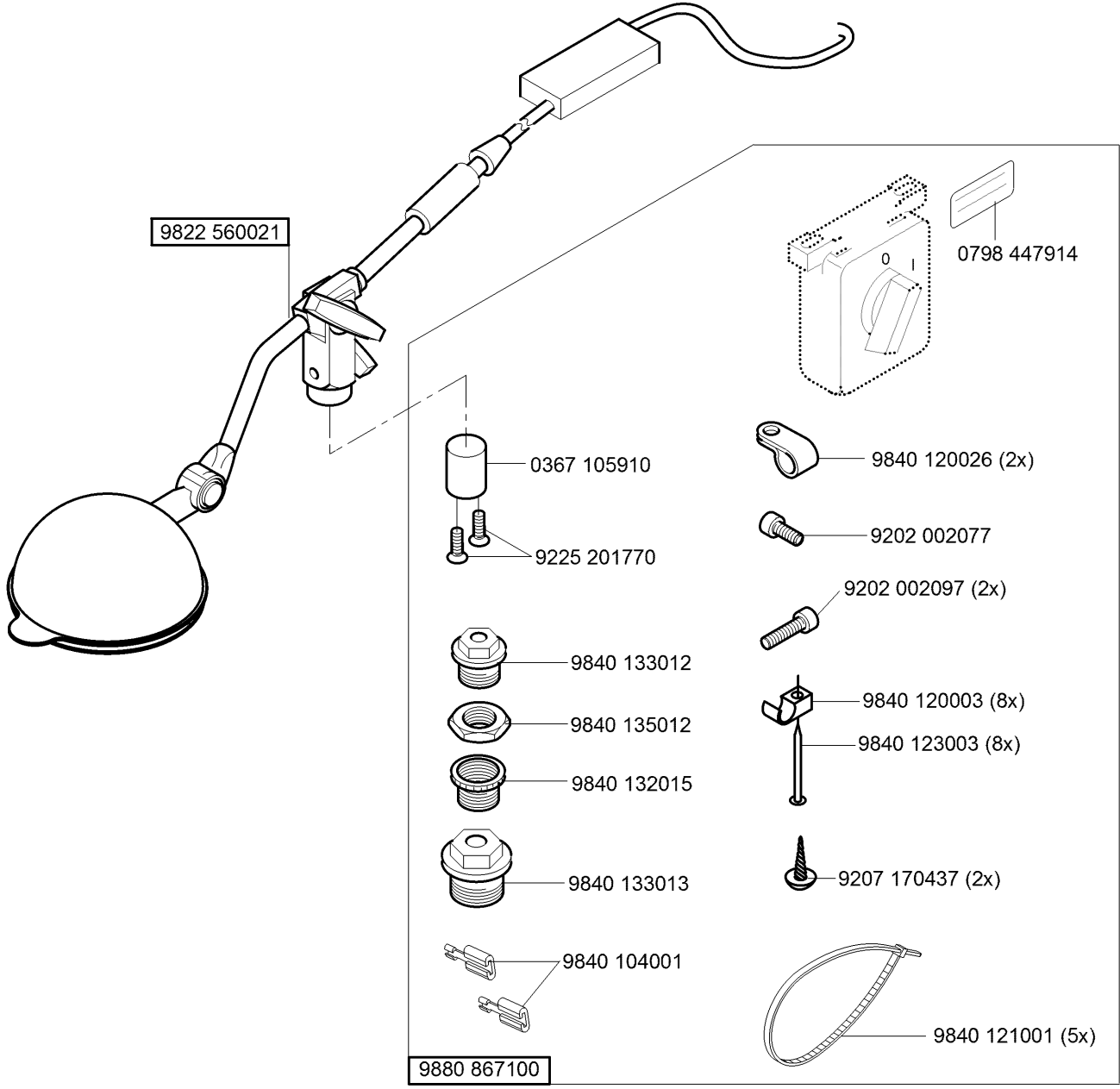
+ 0867 594304

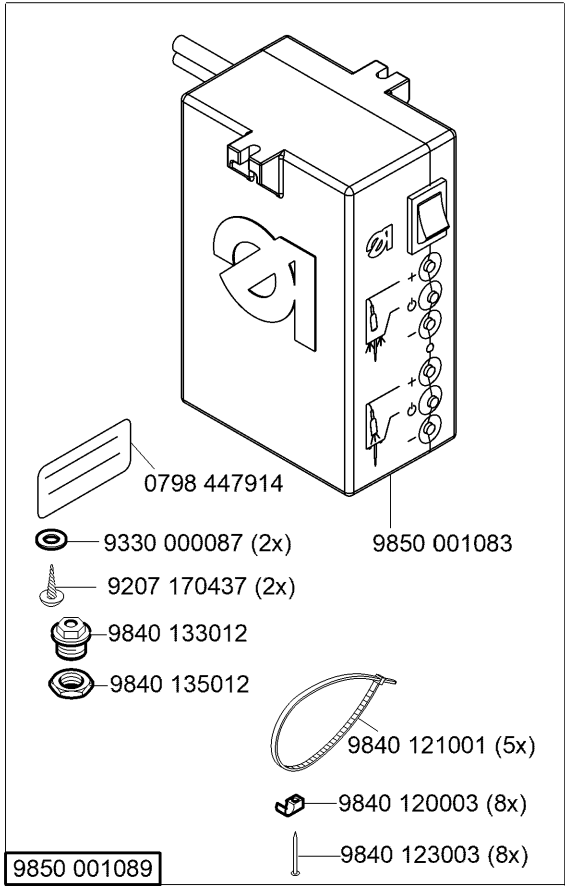
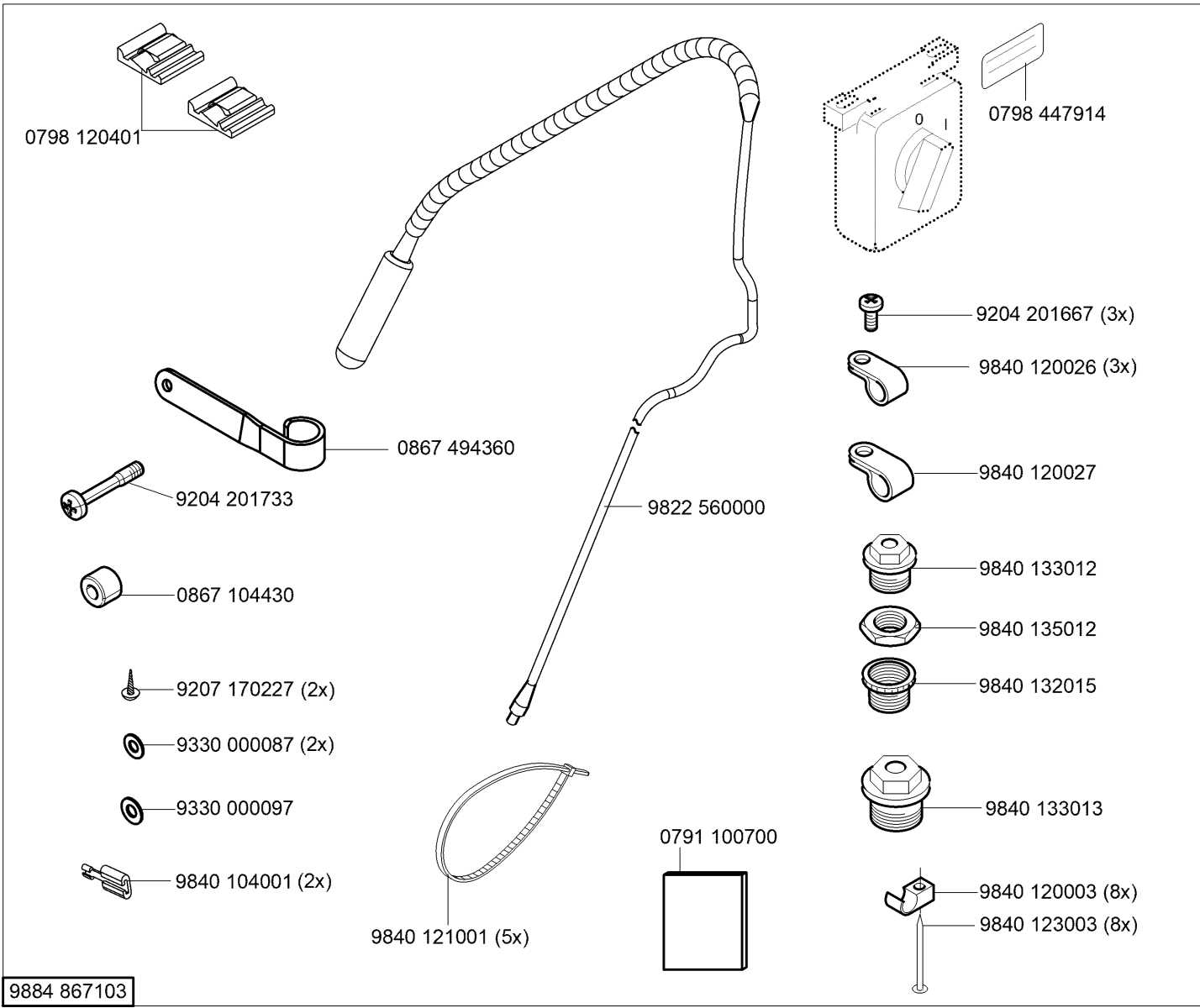
(siehe Tabelle / see table 24),
das ist immer notwendig / this is always
necessary

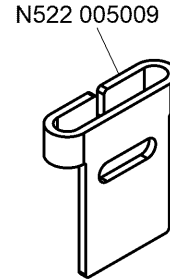
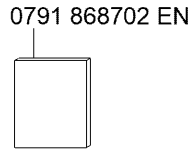
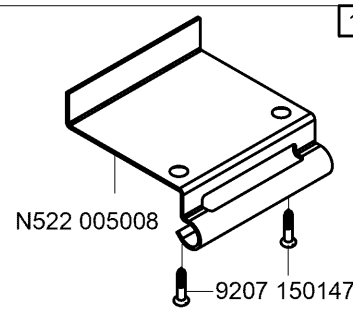
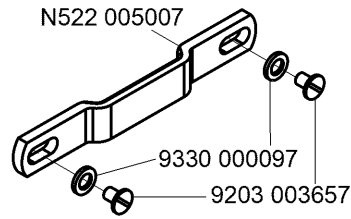
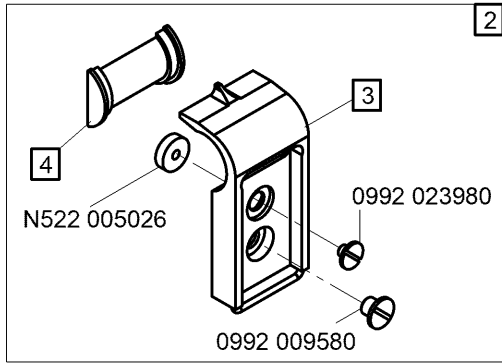
+ 9780 000108, 0797 003031

(siehe Tabelle / see table 24),
nur notwendig, wenn es keine pneumatische
Verbindung gibt / only necessary
if there is no pneumatic connection

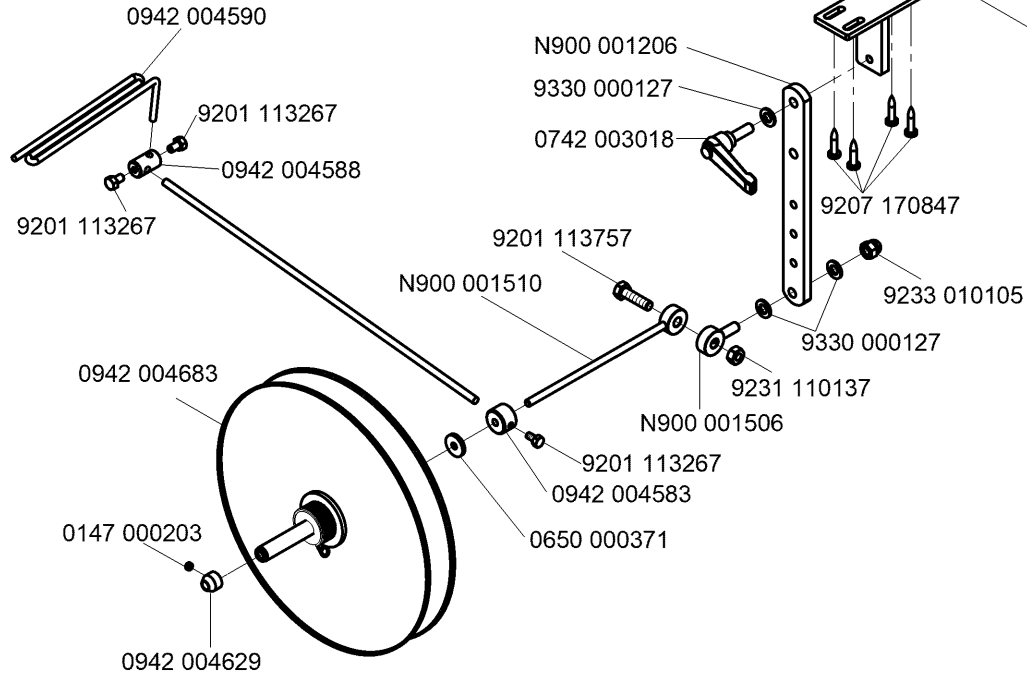
N - nicht als Einzelteil lieferbar
not available as separate part



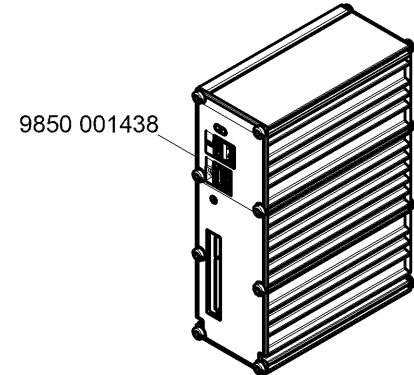
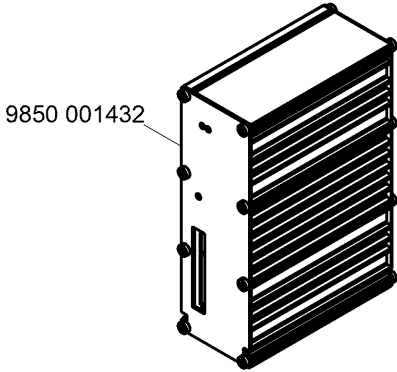
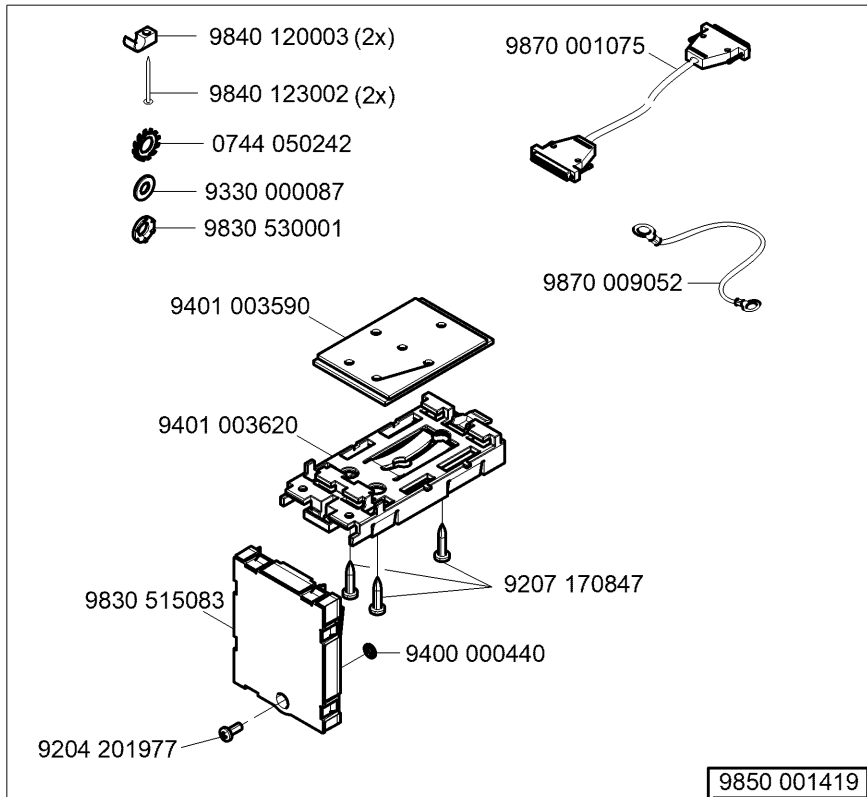




N900 001527



Pos.	Teile-Nr. / Part no.	NA / needle distance	Bandbreite / belt width
1	N522 025021	8	14
1	N522 025031	10	16
1	N522 025041	12	18
1	N522 025051	14	20
2	N522 005022	8	14
2	N522 005032	10	16
2	N522 005042	12	18
2	N522 005052	14	20
3	N522 005024	8	14
3	N522 005034	10	16
3	N522 005044	12	18
3	N522 005054	14	20
4	N522 005025	8	14
4	N522 005035	10	16
4	N522 005045	12	18
4	N522 005055	14	20



Teile-Nr./Part-No.	Tafel/Table	Teile-Nr./Part-No.	Tafel/Table	Teile-Nr./Part-No.	Tafel/Table	Teile-Nr./Part-No.	Tafel/Table	Teile-Nr./Part-No.	Tafel/Table
0037 001280	13,14,19	0467 150120	8	0667 310563	16	0742 003018	38	0867 104063	18
0077 110230	25	0467 150130	8	0667 315113	3	0744 001793 A	24	0867 104070	18
0099 004893	13	0467 220660	33	0667 315243	16	0744 001793 B	24	0867 104083	18
0104 250010	25	0467 240260	33,34	0667 315253	4	0744 001796	24	0867 104084	18,19
0147 000203	38	0480 350200	12	0667 315433	35	0744 009516	24	0867 104100	18
0167 241433	28	0480 350214	12	0667 355150	7	0744 050242	39	0867 104153	16
0211 000007	10,11	0558 000305 A	16	0667 355173	12	0746 002208	24	0867 104160	1
0211 000699	25	0570 001847	24,27,35	0667 385070	11	0767 150590	8	0867 104184	1
0216 000566	13,14	0580 101240	22	0667 385143	15	0767 400050	32	0867 104193	16
0221 110150	19	0580 490194	3,5,7	0688 130280	7	0791 000007	32	0867 104263	16
0244 000700	3,4,6,7,10,11	0650 000371	38	0688 140020	17	0791 001081	25	0867 104333	1
0271 000275	19	0667 115170	19	0688 140050	25	0791 001094	25	0867 104340	18
0271 001397	13,14	0667 115320	2	0688 150290	10,11	0791 001096	25	0867 104360	18
0281 380114	25	0667 115530	22	0688 350020	12	0791 580100	25	0867 104363	18
0291 000159	2	0667 115640	19	0688 350120	12	0791 100700	37	0867 104393	1
0291 000347	16	0667 125100	2	0688 350200	12	0791 867703 EN	29	0867 104430	37
0367 105180	16,17	0667 125160	2	0688 380120	26	0791 867710 EN	31	0867 104450	18
0367 105910	36	0667 125243	2	0688 380140	26	0791 867726 EN	33,34	0867 104554	1
0367 110340	13,14	0667 155440	10	0699 979104	2,10,11,15	0791 867731 EN	35	0867 104560	31,33,34
0367 110350	13	0667 155450	11	0699 979265	27	0791 867732 EN	32	0867 104570	31,33,34
0367 110360	13	0667 155540	2	0700 000043	23,30	0791 868702 EN	38	0867 104950	25
0367 120100	2	0667 155840	27	0700 000044	23,30	0791 868703 EN	27	0867 106260	1
0367 125194	2	0667 155930	27	0700 000045	23,30	0797 003031	24	0867 114013	14
0367 145110	16	0667 156320	8	0700 000050	23,30	0797 003063	24	0867 114014	14
0367 145180	3,4,6	0667 160494	3	0700 000090	25	0798 120401	29,35,37	1867 114023	13
0367 150860	15	0667 165423	6	0700 000110	25	0798 447914	36,37	0867 114024	13
0367 165140	4	0667 165500	6	0700 002295	24	0818 160010	9	0867 114040	13,14
0367 315130	3	0667 175020	19	0700 486803	23	0818 160024	9	0867 114050	13,14
0367 315223	3,4,6,7	0667 235010	2	0700 486804	30	0818 160040	9	0867 114060	13,14
0367 495010	21	0667 245003	28	0700 486805	30	0867 104033	18	0867 114070	13,14
0396 111320	25	0667 245004	28	0700 486806	30	0867 104043	18	0867 114140	13
0467 110220	13,14	0667 245010	28	0742 002096	24	0867 104053	18	0867 114150	13,14

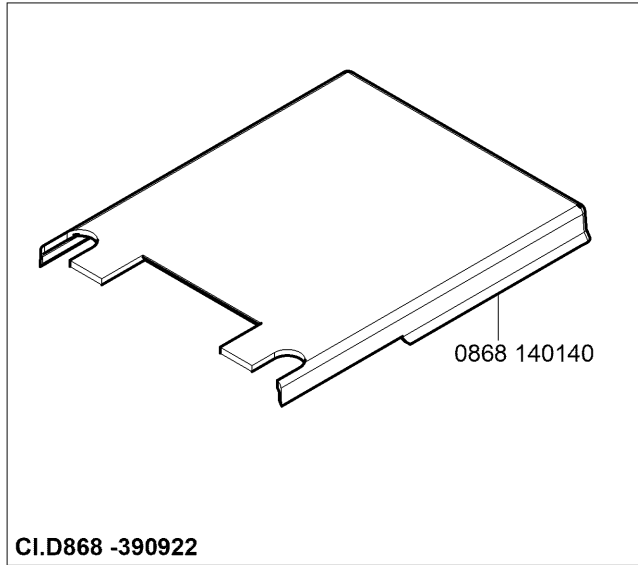
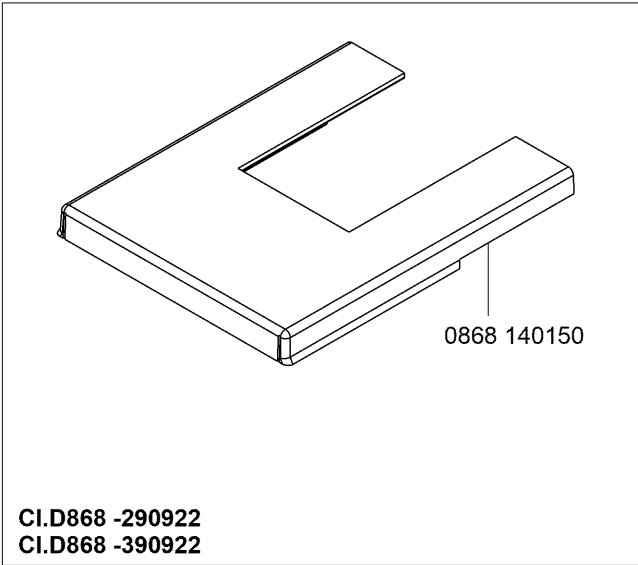
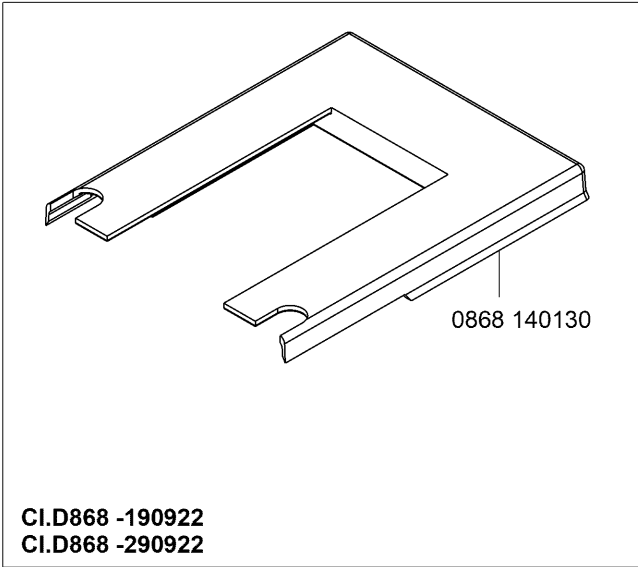
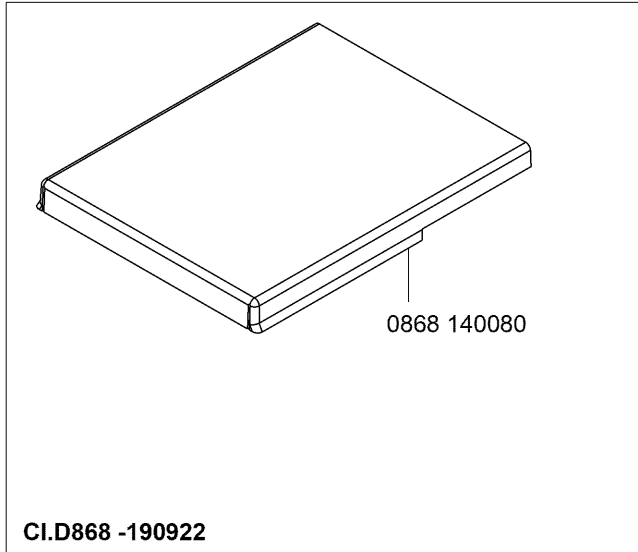
Teile-Nr./Part-No.	Tafel/Table	Teile-Nr./Part-No.	Tafel/Table	Teile-Nr./Part-No.	Tafel/Table	Teile-Nr./Part-No.	Tafel/Table	Teile-Nr./Part-No.	Tafel/Table
0867 114160	13	0867 134080	7	0867 154330	1	0867 166183	4	0867 314163	3
0867 114170	13,14	0867 134090	7	0867 154340	1	0867 166450	3,4	0867 314180	3
0867 114190	13	0867 134100	7	0867 154350	1	0867 166460	3,4	0867 314193	3
0867 114200	14	0867 134120	7	0867 154380	8	0867 166470	3	0867 314194	3
0867 114210	14	0867 134130	7	0867 154544	8	0867 174014	18,19	0867 314204	3
0867 114220	14	0867 134153	7	0867 154554	8	0867 174023	19	0867 314220	3
0867 114230	14	0867 134173	7	0867 154560	8	0867 174024	19	0867 314233	3,5
0867 114240	14	0867 134180	7	0867 154570	27	0867 174080	19	0867 384043	15
0867 114250	14	0867 134190	7	0867 160203	6	0867 174200	19	0867 384044	15
0867 114260	14	0867 134200	7	0867 160274	4	0867 174240	19	0867 386090	15
0867 114270	14	0867 134210	7	0867 164013	32	0867 174254	18,19	0867 490030	31
0867 114280	13,14	0867 134220	7	0867 164033	6	0867 174290	19	0867 494010	22
0867 114300	14	0867 134263	7	0867 164044	4	0867 174304	19	0867 494014	22
0867 114310	14	0867 134274	7	0867 164053	4	0867 174360	19	0867 494023	21
0867 114323	32	0867 142173	31	0867 164094	5	0867 174384	19	0867 494030	21
0867 114330	13,14	0867 142200	31	0867 164103	5	0867 174393	19	0867 494040	21
0867 114340	13,14	0867 142210	31	0867 164110	5	0867 310170	2	0867 494050	13,14
0867 114354	32	0867 142240	31	0867 164123	5	0867 310430	3	0867 494060	13,14
0867 114370	19	0867 142250	31	0867 164124	5	0867 310440	3	0867 494084	21
0867 114400	13,14	0867 142260	31	0867 164140	5	0867 314033	3	0867 494090	22
0867 120810	2	0867 144100	17,26	0867 164170	4	0867 314043	3	0867 494100	13,14
0867 124053	2	0867 144110	26	0867 164180	4	0867 314064	3	0867 494110	13,14
0867 124114	2	0867 144130	17	0867 164193	3	0867 314070	3	0867 494120	21
0867 124120	2	0867 144420	18	0867 164243	4	0867 314080	3	0867 494150	3
0867 124134	2	0867 146023	17	0867 164250	4	0867 314090	3	0867 494164	3
0867 124144	2	0867 146050	17	0867 164260	4	0867 314100	3	0867 494180	13,14
0867 126010	4	0867 146104	17	0867 164300	32	0867 314113	16,17	0867 494240	18
0867 134043	7	0867 146140	17	0867 164310	32	0867 314120	3	0867 494250	22
0867 134053	7	0867 150170	8	0867 164334	4	0867 314134	3	0867 494260	13,14
0867 134054	7	0867 154174	10,11	0867 164354	6	0867 314144	3	0867 494284	22
0867 134063	7	0867 154220	8	0867 166033	4	0867 314150	3	0867 494314	13,14
0867 134073	7	0867 154320	8	0867 166080	6	0867 314154	3	0867 494324	13,14

Teile-Nr./Part-No.	Tafel/Table	Teile-Nr./Part-No.	Tafel/Table	Teile-Nr./Part-No.	Tafel/Table	Teile-Nr./Part-No.	Tafel/Table	Teile-Nr./Part-No.	Tafel/Table
0867 494340	29	0867 594250	34	0868 144043	26	0868 310090	3	0868 594040	21
0867 494350	24	0867 594263	34	0868 144050	31	0868 320030	9	0869 140830	17
0867 494360	37	0867 594270	33	0868 144603	29	0868 320040	9	0887 380010	15
0867 592290	29	0867 594290	33,34	0868 144613	27	0868 320050	9	0888 110630	29
0867 592300	29	0867 594304	24	0868 144623	26	0868 320070	9	0888 150163	10,11
0867 592344	29	0867 594334	32	0868 144703	29	0868 320104	9	0933 001544	15
0867 592350	29	0867 594363	35	0868 144713	27	0868 320114	9	0942 004583	38
0867 592370	29	0867 594374	31,33,34	0868 150083	10,11	0868 350043	12	0942 004588	38
0867 592704	36	0867 594384	28	0868 150120	10,11	0868 350060	12	0942 004590	38
0867 593504	24	0867 594404	32	0868 150160	10,11	0868 350093	12	0942 004629	38
0867 594070	34	0867 594424	31	0868 150170	10,11	0868 354010	12	0942 004683	38
0867 594083	34	0867 594444	31	0868 150190	12	0868 354020	12	0990 490105	28
0867 594090	34	0867 594464	35	0868 150220	10,11	0868 354024	12	0990 490106	28
0867 594100	33,34	0868 104050	20	0868 150240	10,11	0868 354030	12	0992 001020	15
0867 594110	34	0868 104060	20	0868 150310	10,11	0868 354040	12	0992 009580	38
0867 594120	33,34	0868 104080	20	0868 150320	10,11	0868 354060	12	0992 016580	8
0867 594130	33,34	0868 104083	20	0868 150330	10,11	0868 354124	12	0992 023560	8
0867 594134	34	0868 104100	16	0868 150340	10,11	0868 354134	12	0992 023577	8
0867 594140	33	0868 104110	20	0868 154014	10	0868 354140	12	0992 023980	38
0867 594150	33	0868 104120	20	0868 154030	10,11	0868 354153	12	0993 904247	32
0867 594154	33	0868 104130	20	0868 154044	11	0868 364010	27	0995 340617	25
0867 594160	34	0868 110020	14	0868 154064	10	0868 364014	27	0998 881010	3
0867 594170	34	0868 110030	14	0868 154074	11	0868 364020	27	0998 881610	4
0867 594180	34	0868 110060	14	0868 154124	29	0868 384010	15	0998 882080	11
0867 594183	33	0868 110080	14	0868 160070	9	0868 384020	15	0999 220752	15
0867 594193	34	0868 140040	9	0868 160200	9	0868 384030	15	0999 240301	28
0867 594200	34	0868 140170	10,11	0868 160223	9	0868 384024	15	0999 240376	15
0867 594203	33	0868 140350	27	0868 164014	6	0868 384054	15	0999 240392	24
0867 594210	33,34	0868 140360	27	0868 164030	4	0868 494054	21	1001 009243	29,31
0867 594220	34	0868 144014	26	0868 164040	4	0868 594014	31	4867 590014	33
0867 594230	34	0868 144023	26	0868 164294	4	0868 594024	27	4867 590024	34
0867 594240	33	0868 144033	26	0868 310080	3	0868 594034	27	9041 100015	10,11

Teile-Nr./Part-No.	Tafel/Table	Teile-Nr./Part-No.	Tafel/Table	Teile-Nr./Part-No.	Tafel/Table	Teile-Nr./Part-No.	Tafel/Table	Teile-Nr./Part-No.	Tafel/Table
9041 100025	2,10,11	9202 001657	10,11	9202 022467	15	9204 201733	15,18,20,21,33,37	9207 161237	25
9041 100035	2,15	9202 001667	33,34	9202 042067	10,11	9204 201977	39	9207 170227	21,23,29,30,31,37
9041 100203	15,25	9202 001677	12,33,34	9202 042327	29	9204 211997	25	9207 170437	26,29,32,36,37
9081 200253	25	9202 001678	2	9202 100338	34	9204 301467	13,14	9207 170847	22,25,26,38
9081 200303	25	9202 002053	17	9202 100535	11	9204 311887	18,21	9207 170857	25
9081 200500	32	9202 002057	3,4,15	9202 100747	34	9204 311917	18,21	9207 171057	23,30,31
9081 300003	32	9202 002067	15,21,26,33,34	9202 150117	27	9204 351607	29	9207 171067	26
9081 300050	32	9202 002068	3,4,5	9203 002422	3,5,7	9204 431647	19	9210 023417	33
9081 500000	25	9202 002077	7,9,10,11,12,15, 24,26,28,29,34,36	9203 003077	35	9204 431657	9,10,11,29	9217 000157	28
9081 500010	25			9203 003627	29	9204 451677	7	9217 300117	13,14
9081 500051	32	9202 002078	2	9203 003657	38	9205 101528	10,11	9225 201240	14
9122 200161	16	9202 002087	12,20,27,32,34	9203 100002	3,19,32	9205 101827	13,14,32	9225 201750	2,13,14,32
9122 322200	4	9202 002097	31,33,34,36	9203 100622	3	9205 101847	2,17,19,27,31	9225 201770	36
9126 102520	16	9202 002098	3,5,7,12	9203 211837	8	9205 101883	12,19	9225 201790	13,14,32
9126 102540	16	9202 002107	12,22	9203 312412	2	9205 102158	19	9231 000367	13,14
9126 300089	10,11	9202 002108	4	9203 312447	34	9205 102447	29	9231 000377	33,34
9126 300201	16	9202 002118	4	9203 313047	35	9205 102450	9,10,11,12	9231 000397	29
9129 020180	33,34	9202 002387	33	9204 002363	17	9205 102467	3,4,5,6,7,12,16, 17,19,33,34	9231 110057	13,14,15,18
9129 020240	33,34	9202 002477	1	9204 101657	3			9231 110127	3,28
9130 221050	1	9202 002487	3,5,7	9204 170847	39	9205 102477	1,2,3,4,6,8,9,16, 17	9231 110137	23,30,38
9130 221170	1	9202 002497	9,33,34	9204 200747	19			9233 010105	38
9130 221230	1	9202 002877	28	9204 201067	29,31	9205 102487	4	9234 000057	13,14
9150 010177	34	9202 002897	1	9204 201077	13,14	9205 102513	34	9234 000067	13,14,19,22,32
9190 100104	15	9202 002907	5,7,28	9204 201107	13,14	9205 102538	3	9301 101551	10,11
9190 100226	10,11	9202 002908	10,11	9204 201647	19,21,28,32	9205 102558	3	9301 101871	3
9201 111257	12	9202 002918	3	9204 201657	2,21,26,31	9205 102778	28	9301 102203	16
9201 113267	38	9202 002927	1,7,24	9204 201667	13,15,18,21,27, 28,31,37	9205 103087	10,11	9301 102541	29
9201 113277	31	9202 002937	22			9205 121868	12	9301 200660	10,11
9201 113697	23,30	9202 002947	1	9204 201693	13,14,18,20,21, 31,33,34	9205 122488	10,11,33	9302 000100	15
9201 113757	38	9202 002967	22			9205 162463	33,34	9330 000047	10,11
9202 001107	22	9202 003727	16	9204 201697	25,31	9206 100637	26	9330 000067	3,10,11,13,14
9202 001637	10,11	9202 003748	16	9204 201717	14	9207 150147	38		

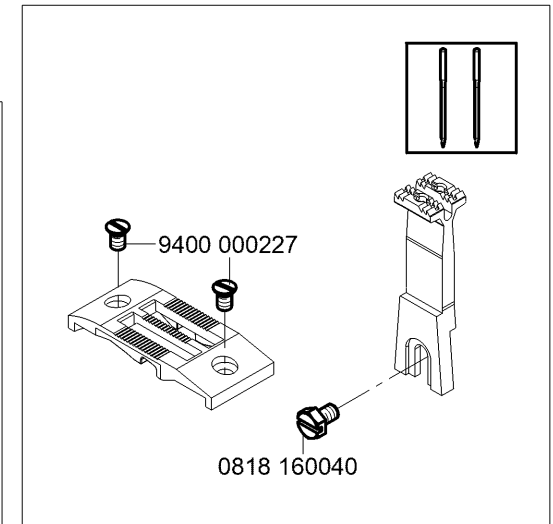
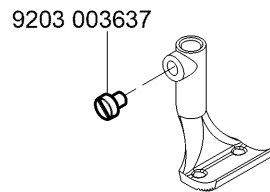
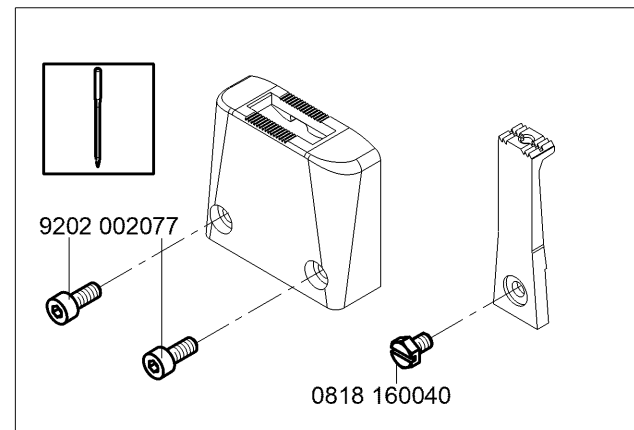
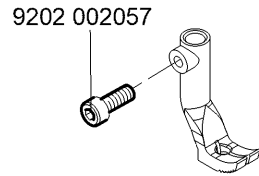
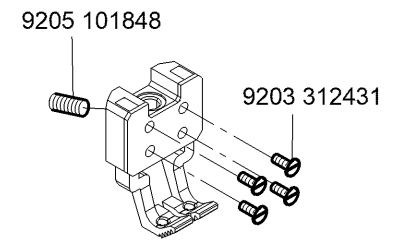
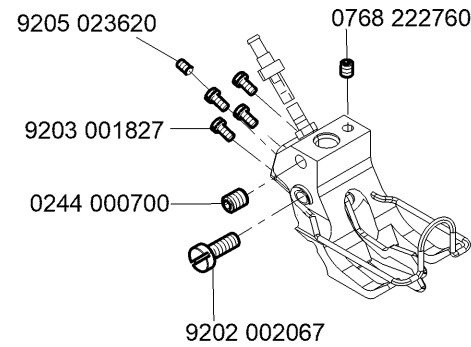
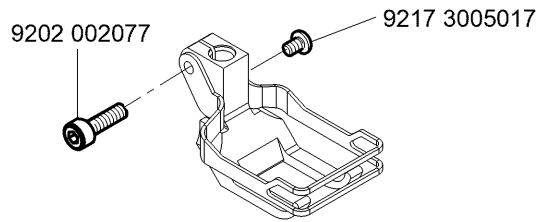
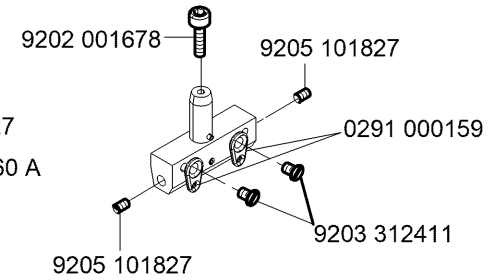
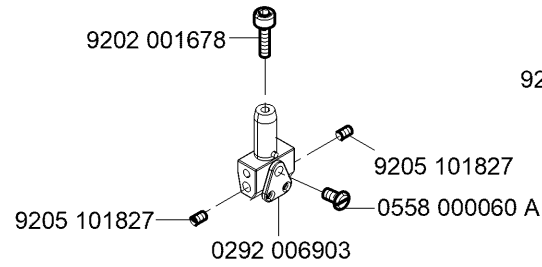
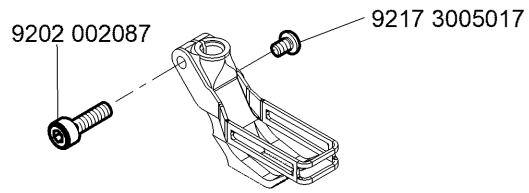
Teile-Nr./Part-No.	Tafel/Table	Teile-Nr./Part-No.	Tafel/Table	Teile-Nr./Part-No.	Tafel/Table	Teile-Nr./Part-No.	Tafel/Table	Teile-Nr./Part-No.	Tafel/Table
9330 00087	4,10,11,15,18,19, 20,24,25,28,29, 31,34,37	9353 000470	16	9731 001035	15	9822 510011	36	9840 120030	25
		9353 200173	12	9731 002001	24	9822 560000	37	9840 120060	26
9330 00097	37	9354 010210	1,16	9731 004054	35	9822 560021	36	9840 120104	15
9330 000107	3,25,28	9354 400800	10,11	9731 005004	27	9822 560041	36	9840 120105	15
9330 000127	23,30,38	9357 000050	7,12	9731 006004	24,26	9825 190110	29	9840 120106	21
9330 000177	25	9357 000060	19,26	9731 007031	2	9825 190113	29	9840 121001	2,21,25,31,36,37
9330 200077	29	9357 000070	3,4,7,26	9740 200803	13,14,20	9825 570004	29	9840 121002	27,29,31,35
9330 000087	13,14,37,39	9357 000080	6	9780 000108	24	9830 200711	29	9840 121009	21
9330 000097	37	9357 000090	3,5	9790 000220	27	9830 501001	29	9840 123002	26,29,39
9330 200097	27	9357 000100	4	9790 000550	15	9830 501010	27	9840 123003	23,25,29,30,31, 32,36,37
9330 200110	10,11	9357 000120	3	9790 030020	27	9830 501011	21		
9330 700097	18	9380 520100	22	9790 060101	28	9830 501030	26	9840 124000	21
9330 900097	19,21,26,38	9400 000088	10,11	9790 201000	27	9830 501033	32	9840 124001	21
9330 900117	22,23,30,31	9400 000168	29	9790 212600	24	9830 501035	33,34	9840 124002	21
9334 000030	3,4,26	9400 000227	9	9792 001040	24	9830 503031	19	9840 130008	15
9334 000050	12	9400 000440	39	9792 051020	24	9830 515083	39	9840 131012	28,31
9334 000051	10,11	9400 000460	31,33,34	9800 170046	1	9830 530001	21,39	9840 132015	36,37
9334 001120	19	9401 000101	26	9800 220001	25	9835 400017	32	9840 133012	29,36,37
9334 001620	33,34	9401 000194	25	9800 580057	13,14	9835 611010	13,14	9840 133013	36,37
9334 001630	2,3,4,7	9401 003300	25	9800 580059	33,34	9835 901008	32	9840 134012	28,31
9334 001640	3,5,6	9401 003590	39	9800 580060	3,5,7	9840 101005	28,31	9840 135012	29,36,37
9334 002130	4,7,22	9401 003620	39	9800 580061	19	9840 104001	36,37	9840 303003	28,31
9334 002638	3,26	9700 100040	28	9815 550005	21	9840 104209	29	9840 503007	28,29,31
9343 000060	14	9706 000314	31	9815 580009	28,31	9840 120001	29	9840 934009	21
9351 000087	31	9710 001040	28	9815 710221	29	9840 120003	26,29,31,32,36, 37,39	9850 001083	37
9352 000050	12	9710 063420	27,35	9815 710223	33			9850 001089	37
9352 000070	15	9710 900401	24	9815 710232	34	9840 120025	10,11,27,31	9850 001309	21
9352 000080	10,11,17	9710 900410	24	9815 920024	31	9840 120026	3,21,27,28,32,36, 37	9850 001415	22
9352 640050	26	9710 920013	28	9815 920048	31			9850 001419	39
9353 000350	17	9710 920016	35	9815 925009	27	9840 120027	37	9850 001432	39
9353 000420	17	9712 867401	24	9820 110050	32	9840 120028	15	9850 001438	39
		9731 001030	10,11	9820 110051	12	9840 120029	10,11	9850 755001	27

Teile-Nr./Part-No.	Tafel/Table	Teile-Nr./Part-No.	Tafel/Table	Teile-Nr./Part-No.	Tafel/Table	Teile-Nr./Part-No.	Tafel/Table	Teile-Nr./Part-No.	Tafel/Table
9854 867000	21	9874 867020	32	N522 005026	38	NR00 060300	33,34		
9854 867001	21	9874 867022	32	N522 005032	38	S080 683053	12		
9854 867007	3	9874 867023	27,35	N522 005034	38				
9854 867008	32	9874 867024	33,34	N522 005035	38				
9854 867009	14,33	9874 867025	29	N522 005042	38				
9854 867011	15	9874 867026	34	N522 005044	38				
9854 867012	32	9874 867027	32	N522 005045	38				
9854 867013	19	9874 867028	29	N522 005052	38				
9854 867014	13,14	9874 868009	12	N522 005054	38				
9854 867017	29	9880 001006	26	N522 005055	38				
9854 867018	29	9880 002010	32	N522 025021	38				
9854 867019	34	9880 867100	36	N522 025031	38				
9854 867020	22	9884 867103	37	N522 025041	38				
9854 867021	29	H867 V93298 001	29	N522 025051	38				
9870 001046	29	H867 V93298 005	29	N800 005004	33,34				
9870 001075	39	MG43 000062	23,30	N800 005613	28				
9870 001301	29	MG53 002501	23	N800 005615	28				
9870 001302	26	MG53 002531	30	N800 006521	28				
9870 001303	29	MG53 007511	23,30	N800 005622	28				
9870 001304	28,31	MG53 007659	31	N800 005655	28				
9870 009052	39	MG53 007921	24	N800 005810	28				
9870 009057	21	MG53 007922	24	N800 075013	28				
9874 867000 VES	21	MG55 000508	23	N800 080001	28				
9874 867001 VES	21	MG58 000602	30	N800 080003	28				
9874 867003	14,33,34	MG58 000603	30	N800 080004	28				
9874 867007	29	MG58 002523	30	N800 080021	28				
9874 867009	32	N522 005007	38	N800 867224	33,34				
9874 867011	21	N522 005008	38	N900 001202	38				
9874 867012	27	N522 005009	38	N900 001206	38				
9874 867013	21	N522 005022	38	N900 001506	38				
9874 867014	21	N522 005024	38	N900 001510	38				
9874 867016	19	N522 005025	38	N900 001527	38				



N - nicht als Einzelteil lieferbar
not available as separate part


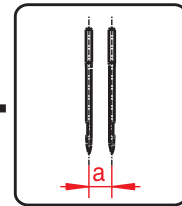
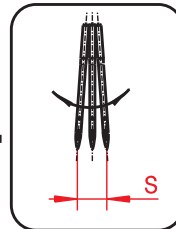
Befestigungsteile für Nähmaschinen
Fastening parts for Sewing equipment



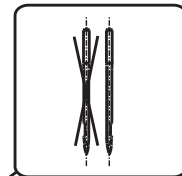


Nummernschlüssel - Näheinrichtung der Kl. 868
Code numbers - Sewing equipment cl. 868

E X X X / X / X



- 1 - ØD = 3,0 mm
- 2 - ØD = 2,7 mm
- 3 - ØD = 2,5 mm
- 4 - ØD = 2,3 mm
- 5 - ØD = 2,0 mm
- 6 - ØD = 1,7 mm
- 9 - Balkon
Balcony shaped



0


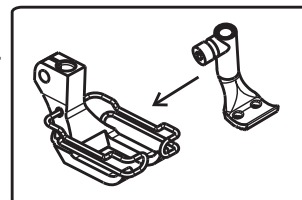
1

2

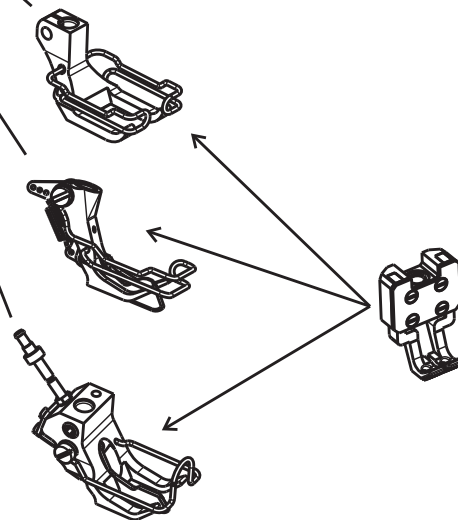
3

4

5



- 0 - grosser Greifer / large hook
- 1 - grosser Greifer asymmetrisch
large hook asymmetrical
- 2 - XXL Greifer / Extra large hook
- 3 - XXL Greifer asymmetrisch
Extra large hook asymmetrical
- 4 - schaltbare Nadelstangen /
disconnectable needle bar
- 9 - kurze Füße für enge Radien /
short foot for narrow radii

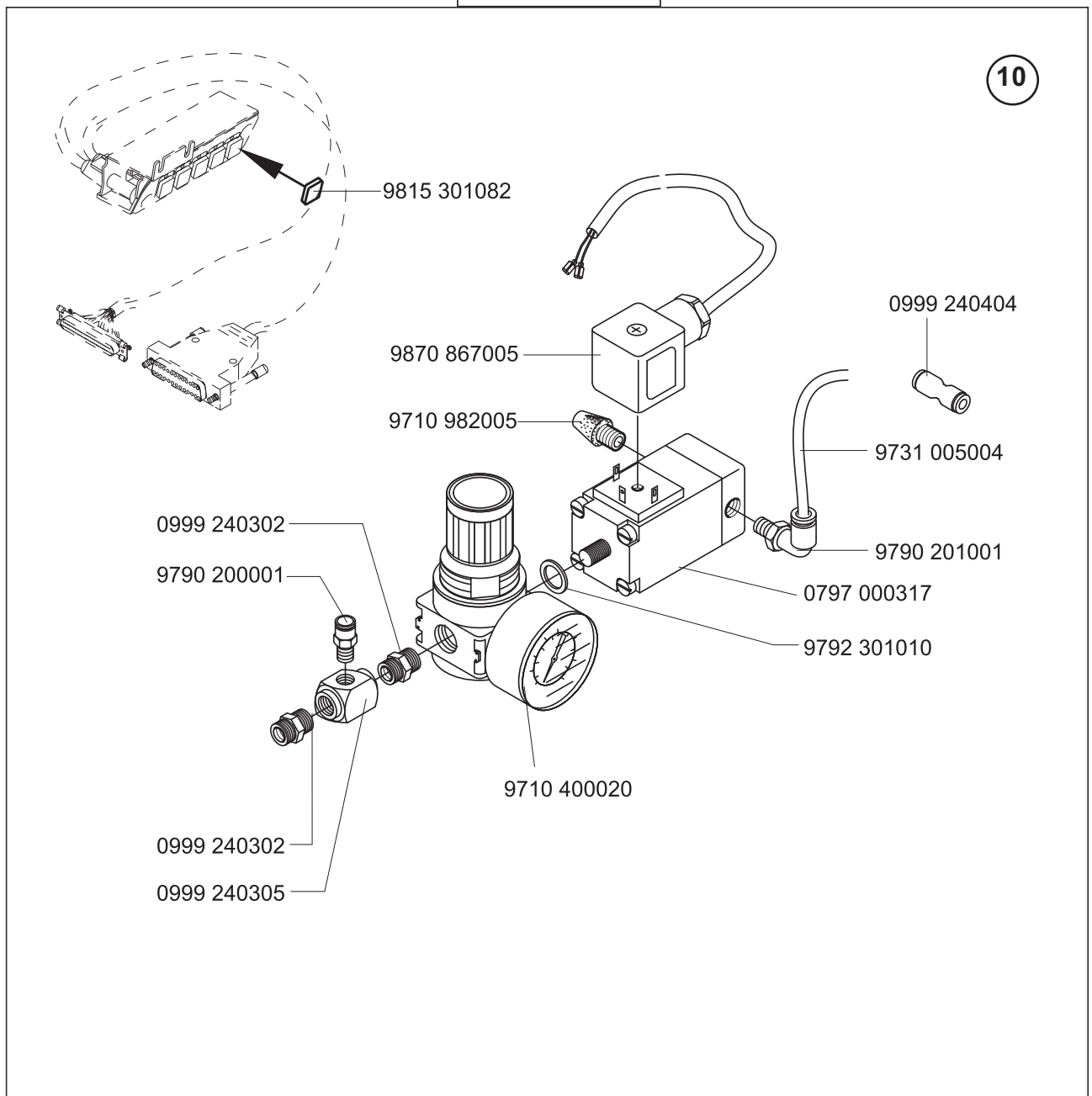




Pneumatische Anschluss/Pneumatic connection

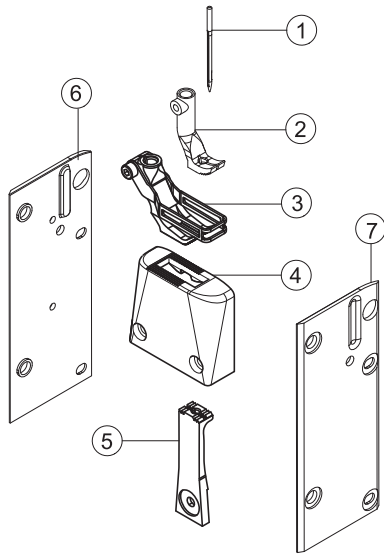
Die Näheinrichtungen E5x/xx/xx, Ex5x/xx/xx beinhalten auch die unten abgebildete Komponente.
The following sewing equipments E5x/xx/xx, Ex5x/xx/xx include also the below reproduced component.

0867 590064

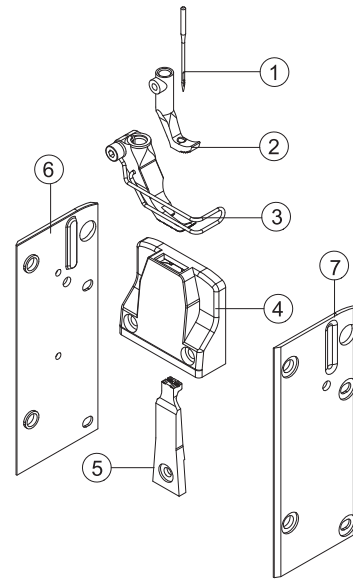




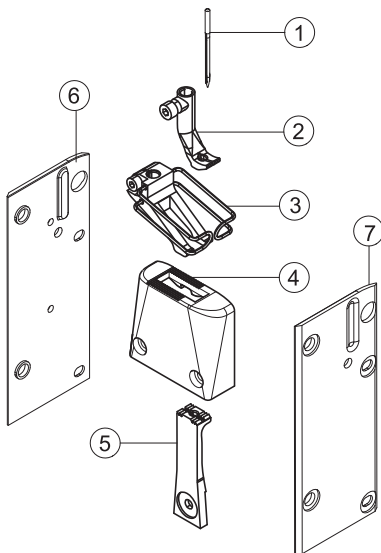
E1/0/9
E1/0/12
E3/0/9



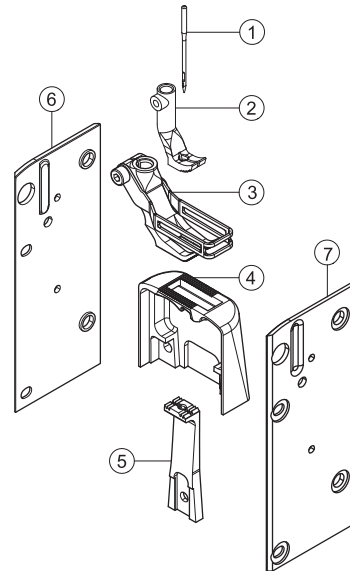
E9/0/6



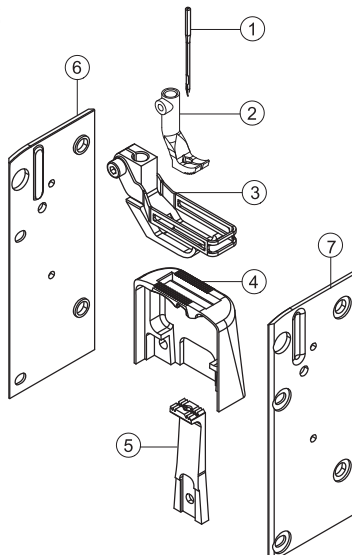
E10/0/9



E13/0/9

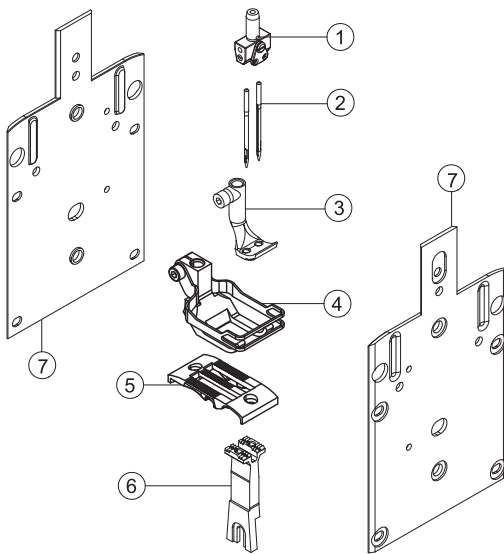


E13/0/12

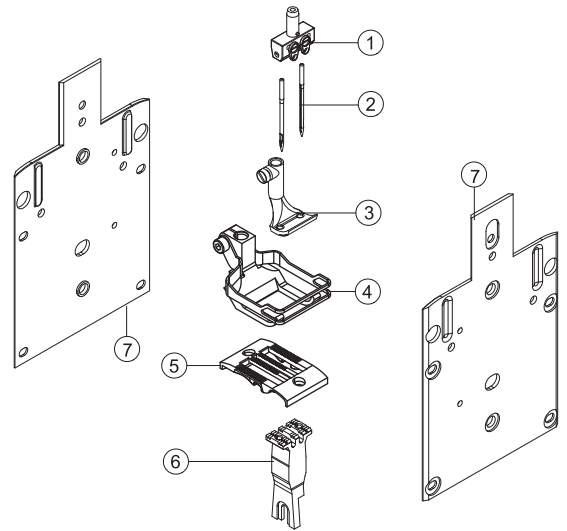




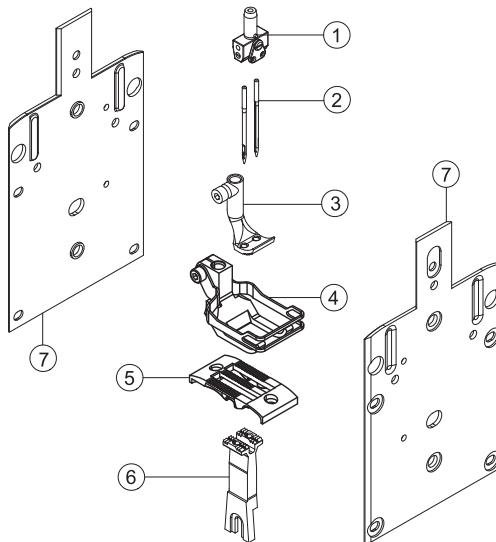
E21/8/12
E21/10/12
E21/12/12



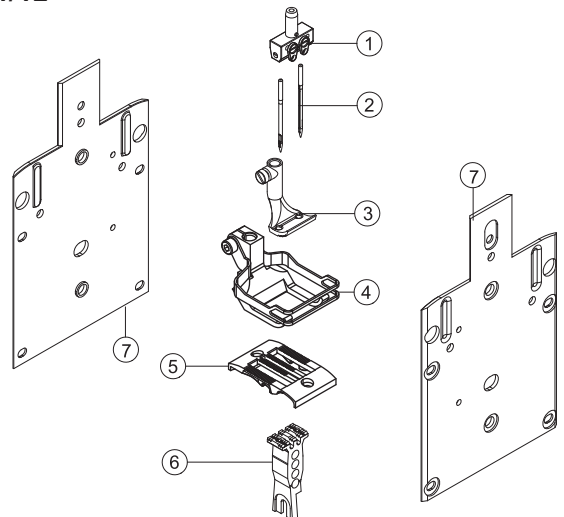
E21/14/12



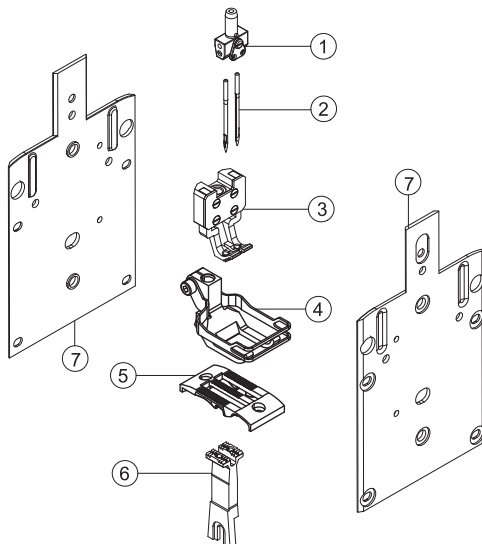
E23/6/9
E23/8/9
E23/8/12
E23/10/12
E23/12/12



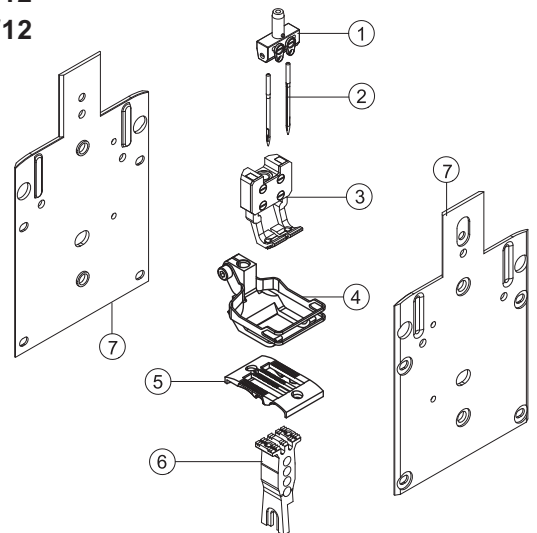
E23/14/12



E31/8/12
E31/10/12
E31/12/12
E33/6/9
E33/8/9
E33/8/12
E33/10/12
E33/12/12

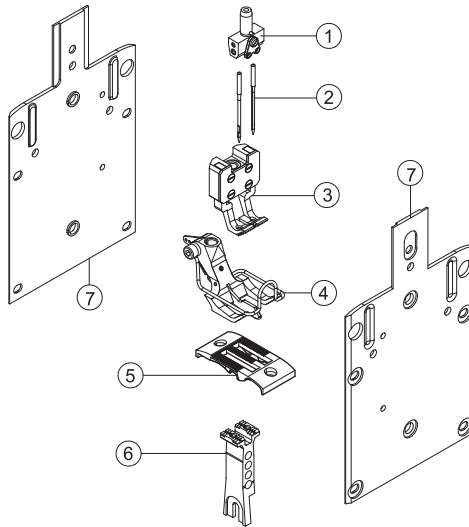


E31/14/12
E33/14/12

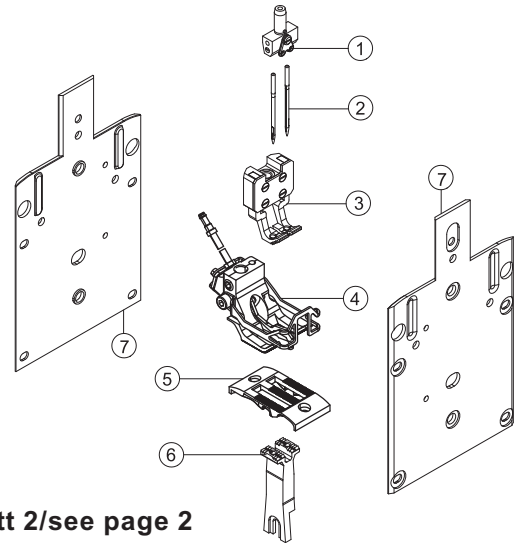




E43/8/9

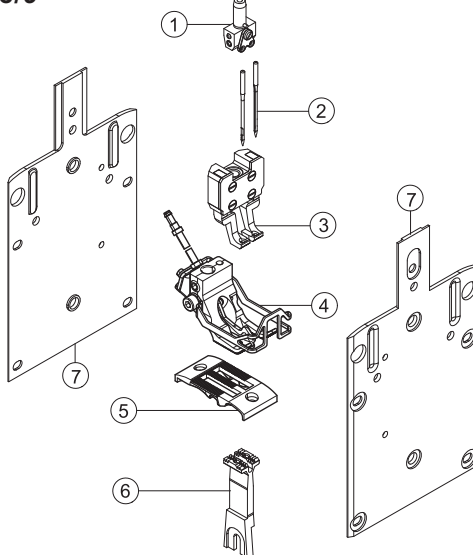


E51/8/9
E51/10/9
E51/12/9
E53/6/9
E53/8/9
E53/10/9



10
siehe Blatt 2/see page 2

E953/8/9





E-Nr. E-No.	Für Unterklasse / For Subclass	Abb.-Nr. Fig.No.	Verwendungszweck / Use	Material No. / Material Nr.	Stichplatte Throat plate			Transporteur Feed dog ⑤			Presserfuß Presser foot ③		Transp. Fuß Feeding foot ②		⑥	⑦	①
					Stichplatte / Throat plate ④	Schieber, links / Slide, left	Schieber, rechts / Slide, right	Stichlochgröße / Stitch hole size mm	Sägeverzahnung / Serrated mm	Säge-schrägverzahnung / Serrated, oblique mm	Kreuzverzahnung / Cross toothed mm	Drückerfuß / Presser foot	Unverzahnung / Non toothed	Hüpfenfuß, kreuzverz. / Skipping f., cross toothed			
E1/0/9	-190922 Näheinrichtung, Nadelstärke Nm 140-180, Stichlänge max. 9 mm, für mittelschweres Nähgut. Sewing equipment, needle size Nm 140-180, stitch length max. 9 mm, for medium weight material.			4868 E00109	0868 206010			Ø 3	0868 210010		0867 224044			0768 220113	0868 140020	0868 140030	134-35S/180
E1/0/12	-190922 Näheinrichtung, Nadelstärke Nm 140-180, Stichlänge max. 12 mm, für mittelschweres Nähgut. Sewing equipment, needle size Nm 140-180, stitch length max. 12 mm, for medium weight material.			4868 E00112	0868 206020			Ø 3	0868 210010		0867 224054			0768 220113	0868 140020	0868 140030	134-35S/180
E3/0/9	-190922 Näheinrichtung, Nadelstärke Nm 110-140, Stichlänge max. 9 mm, für mittelschweres Nähgut. Sewing equipment, needle size Nm 110-140, stitch length max. 9 mm, for medium weight material.			4868 E00309	0868 206010			Ø 2,5	0868 210030		0867 224044			0768 220113	0868 140020	0868 140030	134-35/140
E9/0/6	-190922 Für kantennahe Näharbeiten mit besonders kleinen Radien in mittelschwerem Nähgut, Nadelstärke Nm 110-120, Stichlänge max. 6 mm. Sewing equipment for medium weight material, sewing operation on edges with small radius. Needle size Nm 110-120. Stich length max. 6 mm.			4868 E00906	0868 206040			Ø 1,7	0868 210080		0768 220083			0768 220093	0868 140020	0868 140030	134-35/120
E10/9	-190922 Näheinrichtung für enge Radien, Nadelstärke Nm 110-140, Stichlänge max. 9 mm. für mittelschweres Nähgut Sewing equipment for narrow radii, needle size Nm 110-140, stitch length max. 9 mm, for medium weight material.			4868 E01009	0868 206010			Ø 3	0868 210010		0868 223013			0868 223003	0868 140020	0868 140030	134-35S/180



E-Nr. E-No.	Für Unterklasse / For Subclass	Abb.-Nr. Fig.No.	Verwendungszweck / Use	Material No. / Material Nr.	Stichplatte Throat plate			Transporteur Feed dog ⑤			Presserfuß Presser foot ③			Transp. Fuß Feeding foot ②					
					④ Stichplatte / Throat plate	Schieber, links / Slide, left	Schieber, rechts / Slide, right	Stichlochgröße / Stitch hole size mm	Sägeverzahnung / Serrated mm	Säge-schrägverzahnung / Serrated, oblique mm	Kreuzverzahnung / Cross toothed mm	Drückerfuß / Presser foot	Unverzahnung / Non toothed	Hüpfenfuß, kreuzverz. / Skipping f., cross toothed	Ausgleichfuß / Compensating foot	Kreuzverzahnung / Cross toothed mm	Unverzahnung / Non toothed	⑥ Seitenblech/Lateral cover	⑦ Seitenblech/Lateral cover
E13/0/9	-390922 Näheinrichtung, Nadelstärke Nm 110-140, Stichtlänge max. 9 mm, Linksgreifer, für mittelschweres Nähgut. Sewing equipment, needle size Nm 110-140, stitch length max. 9 mm, left hook, for medium weight material.			4868 E01309	0868 206210			Ø 2,5	0868 210070			0867 224044			0768 220113	0868 140030	0868 140020		134-35/140
E13/0/12	-390922 Näheinrichtung, Nadelstärke Nm 110-140, Stichtlänge max. 12 mm, Linksgreifer, für mittelschweres Nähgut. Sewing equipment, needle size Nm 110-140, stitch length max. 12 mm, left hook, for medium weight material.			4868 E01312	0868 206200			Ø 2,5	0868 210070			0867 224054			0768 220113	0868 140030	0868 140020		134-35/140



E-Nr. E-No.	Für Unterklasse / For Subclass	Abb.-Nr. Fig.No.	Verwendungszweck / Use	Material No. / Material Nr.	Stichplatte Throat plate	Transporteur Feed dog ⑥	Presserfuß Presser foot ④	Transp. Fuß Feeding foot ③										
				Stichplatte / Throat plate ⑤	Schieber, links / Slide, left	Schieber, rechts / Slide, right	Stichlochgröße / Stitch hole size mm	Sägeverzahn / Serrated mm	Säge-schrägverzahn / Serrated, oblique mm	Kreuzverzahn / Cross toothed mm	Drückerfuß / Presser foot	Unverzahn / Non toothed	Hüpfersfuß, kreuzverz. / Skipping f., cross toothed	Ausgleichfuß / Compensating foot	Kreuzverzahn / Cross toothed mm	Unverzahn / Non toothed	Nadelabstand / Needle distance	Seitenblech / Lateral cover ⑦
E21/8/12	-290922 Näheinrichtung, Nadelabstand 8 mm, Nadelstärke Nm 140-180, Stichlänge max. 12 mm, für mittelschweres Nähgut. Sewing equipment, needle gauge 8 mm, needle size Nm 140-180, stitch length max. 12 mm, for medium weight material.			4868 E02112 8	0868 206110			Ø 3	0868 212250	0867 224264				0768 222013	8	0868 142250	0867 230144	134-35S/180
E21/10/12	-290922 Näheinrichtung, Nadelabstand 10 mm, Nadelstärke Nm 140-180. Stichlänge max. 12 mm, für mittelschweres Nähgut. Sewing equipment, needle gauge 10 mm, needle size Nm 140-180. Stich length max. 12 mm, for medium weight material.			4868 E02112 10	0868 206130			Ø 3	0868 212310	0867 224274				0768 222023	10	0868 142310	0867 230154	134-35S/180
E21/12/12	-290922 Näheinrichtung, Nadelabstand 12 mm, Nadelstärke Nm 140-180, Stichlänge max. 12 mm, für mittelschweres Nähgut. Sewing equipment, needle gauge 12 mm, needle size Nm 140-180, stitch length max. 12 mm, for medium weight material.			4868 E02112 12	0868 206150			Ø 3	0868 212370	0867 224284				0768 222033	12	0868 142370	0867 230164	134-35S/180
E21/14/12	-290922 Näheinrichtung, Nadelabstand 14 mm, Nadelstärke Nm 140-180, Stichlänge max. 12 mm, für mittelschweres Nähgut. Sewing equipment, needle gauge 14 mm, needle size Nm 140-180, stitch length max. 12 mm, for medium weight material.			4868 E02112 14	0868 206170			Ø 3	0868 212430	0867 224294				0768 222043	14	0868 142430	0867 230174	134-35S/180



E-Nr. E-No.	Für Unterklasse / For Subclass	Abb.-Nr. Fig.No.	Verwendungszweck / Use	Material No. / Material Nr.	Stichplatte Throat plate			Transporteur Feed dog ⑥			Presserfuß Presser foot ④			Transp. Fuß Feeding foot ③					
					Stichplatte / Throat plate ⑤	Schieber, links / Slide, left	Schieber, rechts / Slide, right	Stichlochgröße / Stitch hole size mm	Sägeverzahn / Serrated mm	Säge-schrägverzahn / Serrated, oblique mm	Kreuzverzahn / Cross toothed mm	Drückerfuß / Presser foot	Unverzahn / Non toothed	Hüpfersfuß, kreuzverz. / Skipping f., cross toothed	Ausgleichfuß / Compensating foot	Kreuzverzahn / Cross toothed mm	Unverzahn / Non toothed	Nadelabstand / Needle distance	Seitenblech / Lateral cover ⑦
E23/6/9	-290922 Näheinrichtung, Nadelabstand 6 mm, Nadelstärke Nm 110-140, Stichtlänge max. 9 mm, für mittelschweres Nähgut. Sewing equipment, needle gauge 6 mm, needle size Nm 110-140, stitch length max. 9 mm, for medium weight material.			4868 E02309 6	0868 206100			Ø 2,5	0868 212210			0868 224014			0067 222343	6	0868 142190	0867 230134	134-35/140
E23/8/9	-290922 Näheinrichtung, Nadelabstand 8 mm, Nadelstärke Nm 110-140, Stichtlänge max. 9 mm, für mittelschweres Nähgut. Sewing equipment, needle gauge 8 mm, needle size Nm 110-140, stitch length max. 9 mm, for medium weight material.			4868 E02309 8	0868 206120			Ø 2,5	0868 212270			0868 224024			0768 222013	8	0868 142250	0867 230144	134-35/140
E23/8/12	-290922 Näheinrichtung, Nadelabstand 8 mm, Nadelstärke Nm 110-140, Stichtlänge max. 12 mm, für mittelschweres Nähgut. Sewing equipment, needle gauge 8 mm, needle size Nm 110-140, stitch length max. 12 mm, for medium weight material.			4868 E02312 8	0868 206110			Ø 2,5	0868 212270			0867 224264			0768 222013	8	0868 142250	0867 230144	134-35/140
E23/10/12	-290922 Näheinrichtung, Nadelabstand 10 mm, Nadelstärke Nm 110-140. Stichtlänge max. 12 mm, für mittelschweres Nähgut. Sewing equipment, needle gauge 10 mm, needle size Nm 110-140, stitch length max. 12 mm, for medium weight material.			4868 E02312 10	0868 206130			Ø 2,5	0868 212330			0867 224274			0768 222023	10	0868 142310	0867 230154	134-35/140
E23/12/12	-290922 Näheinrichtung, Nadelabstand 12 mm, Nadelstärke Nm 110-140, Stichtlänge max. 12 mm, für mittelschweres Nähgut. Sewing equipment, needle gauge 12 mm, needle size Nm 110-140, stitch length max. 12 mm, for medium weight material.			4868 E02312 12	0868 206150			Ø 2,5	0868 212390			0867 224284			0768 222033	12	0868 142370	0867 230164	134-35/140
E23/14/12	-290922 Näheinrichtung, Nadelabstand 14 mm, Nadelstärke Nm 110-140, Stichtlänge max. 12 mm, für mittelschweres Nähgut. Sewing equipment, needle gauge 14 mm, needle size Nm 110-140, stitch length max. 12 mm, for medium weight material.			4868 E02312 14	0868 206170			Ø 2,5	0868 212450			0867 224294			0768 222043	14	0868 142430	0867 230174	134-35/140



E-Nr. E-No.	Für Unterklasse / For Subclass	Abb.-Nr. Fig.No.	Verwendungszweck / Use	Material No. / Material Nr.	Stichplatte Throat plate			Transporteur Feed dog ⑥			Presserfuß Presser foot ④			Transp. Fuß Feeding foot ③						
					Stichplatte / Throat plate ⑤	Schieber, links / Slide, left	Schieber, rechts / Slide, right	Stichlochgröße / Stitch hole size mm	Sägeverzahn / Serrated mm	Säge-schrägverzahn / Serrated, oblique mm	Kreuzverzahn / Cross toothed mm	Drückerfuß / Presser foot	Unverzahn / Non toothed	Hüpfersfuß, kreuzverz. / Skipping f., cross toothed	Ausgleichfuß / Compensating foot	Kreuzverzahn / Cross toothed mm	Unverzahn / Non toothed	Nadelabstand / Needle distance	Seitenblech/Lateral cover ⑦	Nadelhalter/ Needle holder ①
E31/8/12	-290922 Näheinrichtung, Nadelabstand 8 mm, Nadelstärke Nm 140-180, Stichlänge max. 12 mm, für mittelschweres Nähgut. Sewing equipment, needle gauge 8 mm, needle size Nm 140-180, stitch length max. 12 mm, for medium weight material.			4868 E03112 8	0868 206110			Ø 3	0868 212250			0867 224264			0768 222374		8	0868 142250	0867 230144	134-35S/180
E31/10/12	-290922 Näheinrichtung, Nadelabstand 10 mm, Nadelstärke Nm 140-180, Stichlänge max. 12 mm, für mittelschweres Nähgut. Sewing equipment, needle gauge 10 mm, needle size Nm 140-180, stitch length max. 12 mm, for medium weight material.			4868 E03112 10	0868 206130			Ø 3	0868 212310			0867 224274			0768 222404		10	0868 142310	0867 230154	134-35S/180
E31/12/12	-290922 Näheinrichtung, Nadelabstand 12 mm, Nadelstärke Nm 140-180, Stichlänge max. 12 mm, für mittelschweres Nähgut. Sewing equipment, needle gauge 12 mm, needle size Nm 140-180, stitch length max. 12 mm, for medium weight material.			4868 E03112 12	0868 206150			Ø 3	0868 212370			0867224284			0768 222434		12	0868 142370	0867 230164	134-35S/180
E31/14/12	-290922 Näheinrichtung, Nadelabstand 14 mm, Nadelstärke Nm 140-180, Stichlänge max. 12 mm, für mittelschweres Nähgut. Sewing equipment, needle gauge 14 mm, needle size Nm 140-180, stitch length max. 12 mm, for medium weight material.			4868 E03112 14	0868 206170			Ø 3	0868 212430			0867224294			0768 222464		14	0868 142430	0867 230174	134-35S/180
E33/6/9	-290922 Näheinrichtung, Nadelabstand 6 mm, Nadelstärke Nm 110-140, Stichlänge max. 9 mm, für mittelschweres Nähgut. Sewing equipment, needle gauge 6 mm, needle size Nm 110-140, stitch length max. 9 mm, for medium weight material.			4868 E03309 6	0868 206100			Ø 2,5	0868 212210			0868 224014			0768 222264		6	0868 142190	0867 230134	134-35/140
E33/8/9	-290922 Näheinrichtung, Nadelabstand 8 mm, Nadelstärke Nm 110-140, Stichlänge max. 9 mm, für mittelschweres Nähgut. Sewing equipment, needle gauge 8 mm, needle size Nm 110-140, stitch length max. 9 mm, for medium weight material.			4868 E03309 8	0868 206120			Ø 2,5	0868 212270			0868 224024			0768 222274		8	0868 142250	0867 230144	134-35/140



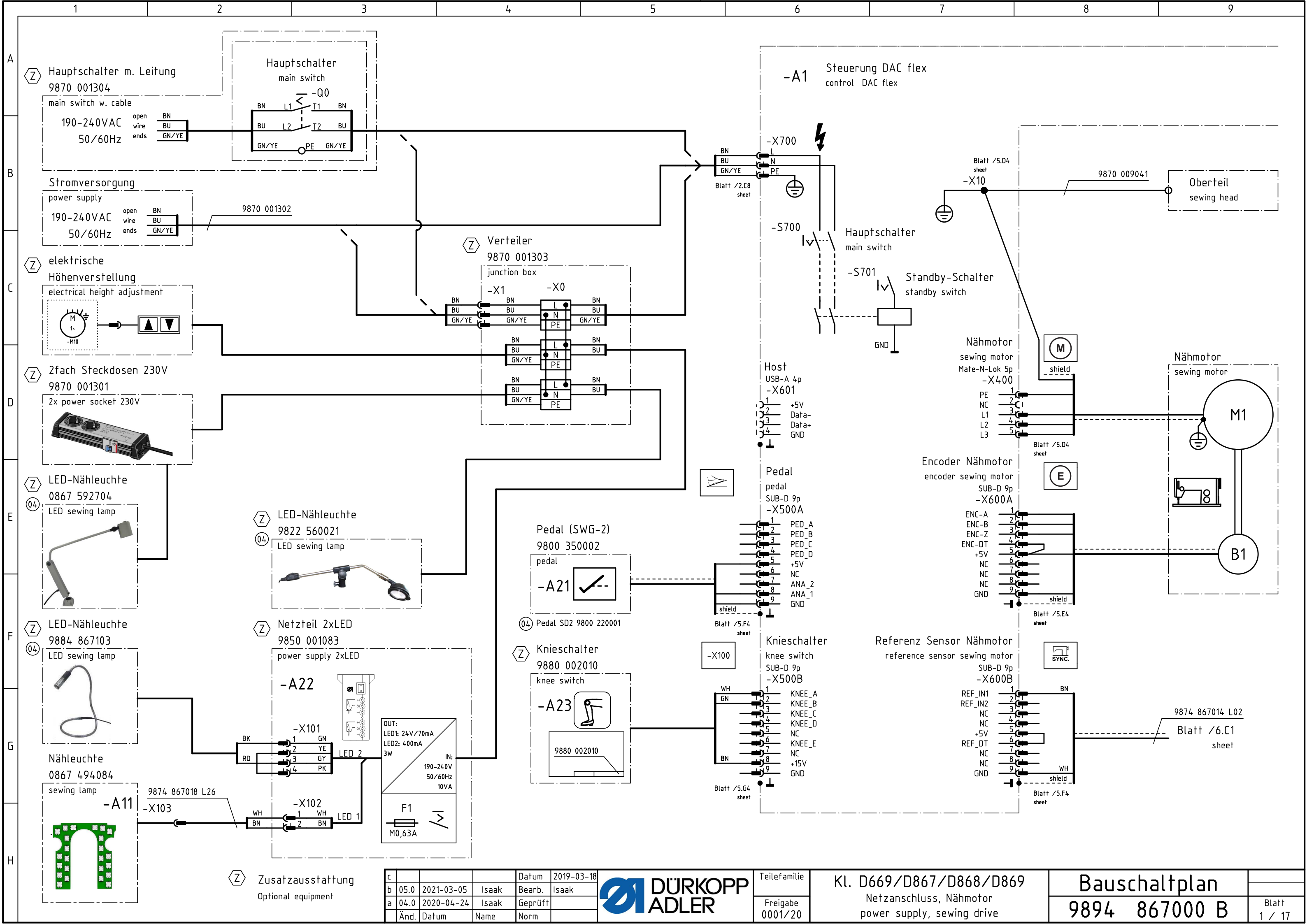
E-Nr. E-No.	Für Unterklasse / For Subclass	Abb.-Nr. Fig.No.	Verwendungszweck / Use	Material No. / Material Nr.	Stichplatte Throat plate			Transporteur Feed dog ⑥			Presserfuß Presser foot ④			Transp. Fuß Feeding foot ③						
					Stichplatte / Throat plate ⑤	Schieber, links / Slide, left	Schieber, rechts / Slide, right	Stichlochgröße / Stich hole size mm	Sägeverzahn / Serrated mm	Säge-schrägverzahn / Serrated, oblique mm	Kreuzverzahn / Cross toothed mm	Drückerfuß / Presser foot	Unverzahn / Non toothed	Hüpfenfuß, kreuzverz. / Skipping f., cross toothed	Ausgleichfuß / Compensating foot	Kreuzverzahn / Cross toothed mm	Unverzahn / Non toothed	Nadelabstand / Needle distance	Seitenblech/Lateral cover ⑦	Nadelhalter/ Needle holder ①
E33/8/12	-290922 Näheinrichtung, Nadelabstand 8 mm, Nadelstärke Nm 110-140, Stichlänge max. 12 mm, für mittelschweres Nähgut. Sewing equipment, needle gauge 8 mm, needle size Nm 110-140, stitch length max. 12 mm, for medium weight material.			4868 E03312 8	0868 206110			Ø 2,5	0868 212270			0867 224264			0768 222374		8	0868 142250	0867 230144	134-35/140
E33/10/12	-290922 Näheinrichtung, Nadelabstand 10 mm, Nadelstärke Nm 110-140, Stichlänge max. 12 mm, für mittelschweres Nähgut. Sewing equipment, needle gauge 10 mm, needle size Nm 110-140, stitch length max. 12 mm, for medium weight material.			4868 E03312 10	0868 206130			Ø 2,5	0868 212330			0867224274			0768 222284		10	0868 142310	0867 230154	134-35/140
E33/12/12	-290922 Näheinrichtung, Nadelabstand 12 mm, Nadelstärke Nm 110-140, Stichlänge max. 12 mm, für mittelschweres Nähgut. Sewing equipment, needle gauge 12 mm, needle size Nm 110-140, stitch length max. 12 mm, for medium weight material.			4868 E03312 12	0868 206150			Ø 2,5	0868 212390			0867 224284			0768 222294		12	0868 142370	0867 230164	134-35/140
E33/14/12	-290922 Näheinrichtung, Nadelabstand 14 mm, Nadelstärke Nm 110-140, Stichlänge max. 12 mm, für mittelschweres Nähgut. Sewing equipment, needle gauge 14 mm, needle size Nm 110-140, stitch length max. 12 mm, for medium weight material.			4868 E03312 14	0868 206170			Ø 2,5	0868 212450			0867 224294			0768 222464		14	0868 142430	0867 230174	134-35/140
E43/8/9	-290922 Näheinrichtung, Nadelabstand 8 mm, Nadelstärke Nm 110-140, Stichlänge max. 9 mm, für mittelschweres Nähgut. Sewing equipment, needle gauge 8 mm, needle size Nm 110-140, stitch length max. 9 mm, for medium weight material.			4868 E04309 8	0868 206120			Ø 2,5	0868 212270			0868 222064			0768 222274		8	0868 142250	0867 230144	134-35/140



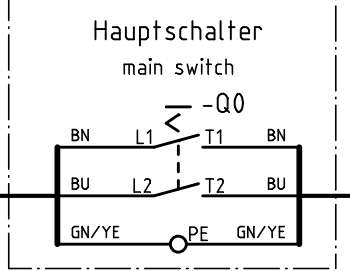
E-Nr. E-No.	Für Unterklasse / For Subclass	Abb.-Nr. Fig.No.	Verwendungszweck / Use	Material No. / Material Nr.	Stichplatte Throat plate			Transporteur Feed dog ⑥			Presserfuß Presser foot ④			Transp. Fuß Feeding foot ③						
					⑤	Schieber, links / Slide, left	Schieber, rechts / Slide, right	Stichlochgröße / Stitch hole size mm	Sägeverzahn / Serrated mm	Säge-schrägverzahn / Serrated, oblique mm	Kreuzverzahn / Cross toothed mm	Drückerfuß / Presser foot	Unverzahn / Non toothed	Hüpfersfuß, kreuzverz. / Skipping f., cross toothed	Ausgleichfuß / Compensating foot	Kreuzverzahn / Cross toothed mm	Unverzahn / Non toothed	Nadelabstand / Needle distance	⑦	①
51/8/9	-290922 Näheinrichtung, Nadelabstand 8 mm, Nadelstärke Nm 140-180, Stichtlänge max. 9 mm, für mittelschweres Nähgut. Sewing equipment, needle gauge 8 mm, needle size Nm 140-180, stitch length max. 9 mm, for medium weight material.			4868 E05109 8	0868 206120			∅ 3	0868 212250			0867 224934			0768 222374		8	0868 142250	0867 230144	134-35S/180
E51/10/9	-290922 Näheinrichtung, Nadelabstand 10 mm, Nadelstärke Nm 140-180, Stichtlänge max. 9 mm, für mittelschweres Nähgut. Sewing equipment, needle gauge 10 mm, needle size Nm 140-180, stitch length max. 9 mm, for medium weight material.			4868 E05109 10	0868 206140			∅ 3	0868 212310			0867 224944			0768 222404		10	0868 142310	0867 230154	134-35S/180
E51/12/9	-290922 Näheinrichtung, Nadelabstand 12 mm, Nadelstärke Nm 140-180, Stichtlänge max. 9 mm, für mittelschweres Nähgut. Sewing equipment, needle gauge 12 mm, needle size Nm 140-180, stitch length max. 9 mm, for medium weight material.			4868 E05109 12	0868 206160			∅ 3	0868 212370			0867 224954			0768 222434		12	0868 142370	0867 230164	134-35S/180



E-Nr. E-No.	Für Unterklasse / For Subclass	Abb.-Nr. Fig.No.	Verwendungszweck / Use	Material No. / Material Nr.	Stichplatte Throat plate			Transporteur Feed dog ⑥			Presserfuß Presser foot ④			Transp. Fuß Feeding foot ③						
					Stichplatte / Throat plate ⑤	Schieber, links / Slide, left	Schieber, rechts / Slide, right	Stichlochgröße / Stitch hole size mm	Sägeverzahn / Serrated mm	Säge-schrägverzahn / Serrated, oblique mm	Kreuzverzahn / Cross toothed mm	Drückerfuß / Presser foot	Unverzahn / Non toothed	Hüpfersfuß, kreuzverz. / Skipping f., cross toothed	Ausgleichfuß / Compensating foot	Kreuzverzahn / Cross toothed mm	Unverzahn / Non toothed	Nadelabstand / Needle distance	Seitenblech / Lateral cover ⑦	Nadelhalter / Needle holder ①
E53/6/9	-290922 Näheinrichtung, Nadelabstand 6 mm, Nadelstärke Nm 110-140, Stichlänge max. 9 mm, für mittelschweres Nähgut. Sewing equipment, needle gauge 6 mm, needle size Nm 110-140, stitch length max. 9 mm, for medium weight material.			4868 E05309 6	0868 206100			∅ 2,5	0868 212210			0867 224154			0768 222264		6	0868 142190	0867 230134	134-35/140
E53/8/9	-290922 Näheinrichtung, Nadelabstand 8 mm, Nadelstärke Nm 110-140, Stichlänge max. 9 mm, für mittelschweres Nähgut. Sewing equipment, needle gauge 8 mm, needle size Nm 110-140, stitch length max. 9 mm, for medium weight material.			4868 E05309 8	0868 206120			∅ 2,5	0868 212270			0867 224934			0768 222274		8	0868 142250	0867 230144	134-35/140
E53/10/9	-290922 Näheinrichtung, Nadelabstand 10 mm, Nadelstärke Nm 110-140, Stichlänge max. 9 mm, für mittelschweres Nähgut. Sewing equipment, needle gauge 10 mm, needle size Nm 110-140, stitch length max. 9 mm, for medium weight material.			4868 E05309 10	0868 206140			∅ 2,5	0868 212330			0867 224944			0768 222284		10	0868 142310	0867 230154	134-35/140
E953/8/9	-290922 Näheinrichtung mit kurzen Füßen für enge Radien, Nadelabstand 8 mm, Nadelstärke Nm 110-140, Stichlänge max. 9 mm, für mittelschweres Nähgut. Sewing equipment with short foot for narrow radii, needle gauge 8 mm, needle size Nm 110-140, stitch length max. 9 mm, for medium weight material.			4868 E95309 8	0868 206120			∅ 2,5	0868 212270			0868 224134			0868 222924		8	0868 142250	0867 230144	134-35/140



Z Hauptschalter m. Leitung
9870 001304
main switch w. cable



Z Stromversorgung
power supply
190-240VAC
50/60Hz

9870 001302

Z elektrische Höhenverstellung
electrical height adjustment

Z 2fach Steckdosen 230V
2x power socket 230V

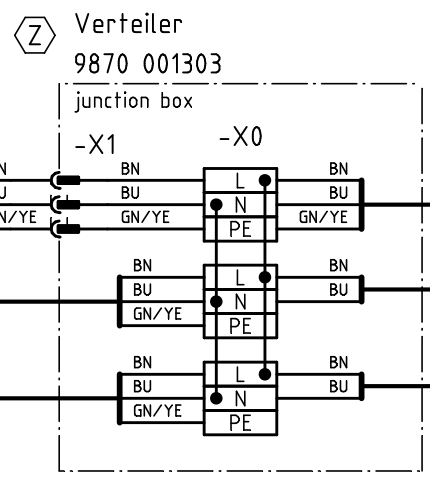
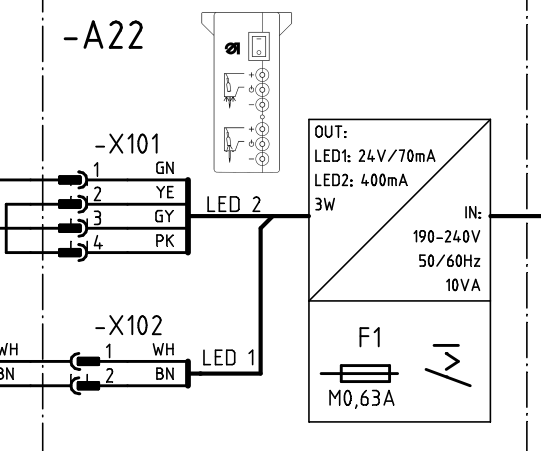
Z LED-Nähleuchte
0867 592704
LED sewing lamp

Z LED-Nähleuchte
9822 560021
LED sewing lamp

Z LED-Nähleuchte
9884 867103
LED sewing lamp

Z Netzteil 2xLED
9850 001083
power supply 2xLED

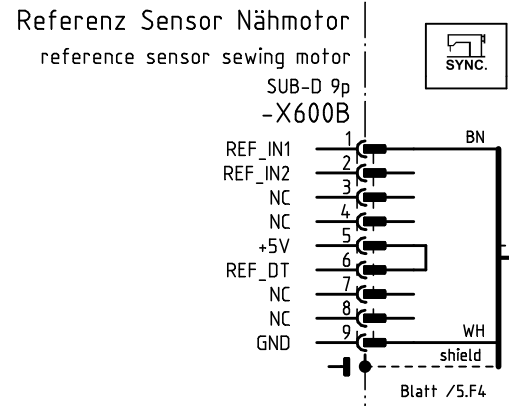
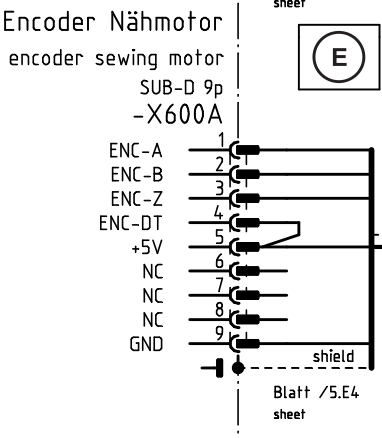
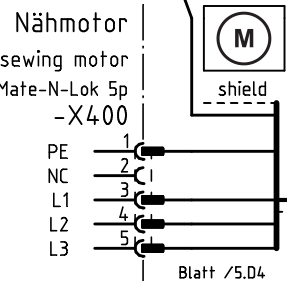
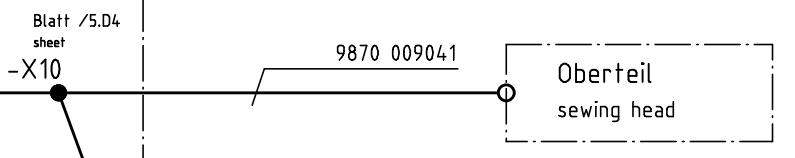
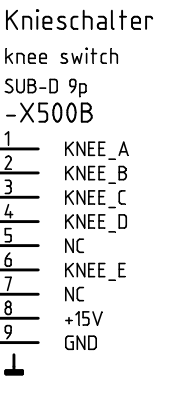
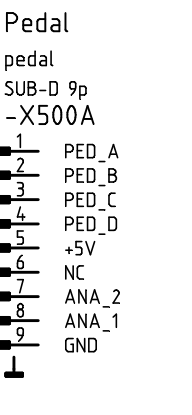
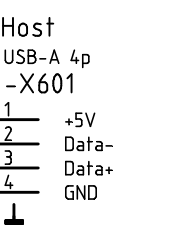
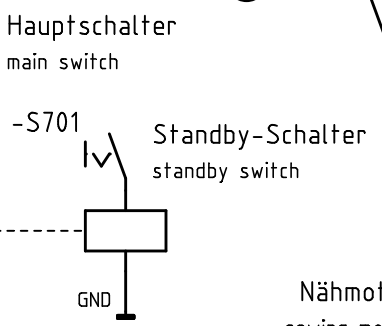
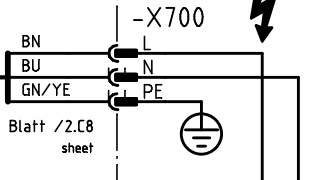
Z Nähleuchte
0867 494084
sewing lamp



Z Pedal (SWG-2)
9800 350002
pedal

Z Knieschalter
9880 002010
knee switch

-A1 Steuerung DAC flex
control DAC flex



Z Zusatzausstattung
Optional equipment

c				Datum	2019-03-18
b	05.0	2021-03-05	Isaak	Bearb.	Isaak
a	04.0	2020-04-24	Isaak	Geprüft	
Änd.	Datum	Name	Norm		



Teilfamilie
Freigabe
0001/20

Kl. D669/D867/D868/D869
Netzanschluss, Nähmotor
power supply, sewing drive

Bauschaltplan
9894 867000 B


Blatt
1 / 17

		①	②	③	④	⑤	⑥	⑦
Serienausstattung standard equipment	————	●	-	-	-	-	-	-
Variante 1 variant	- - - -	-	●	-	-	-	-	-
Variante 2 variant	- - - -	-	●	●	○	○	○	○
Variante 3 variant	- ·····	●	-	●	○	○	○	○
Zusatzausstattung optional equipment	- - - -							

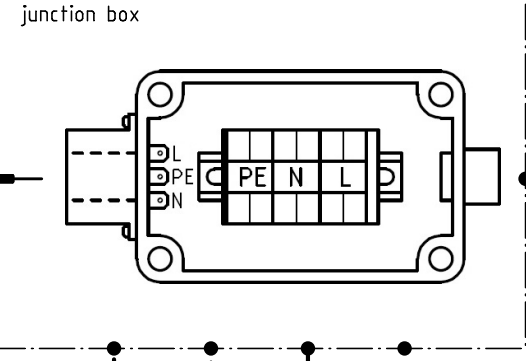
① Netzanschlussleitung
9870 001302



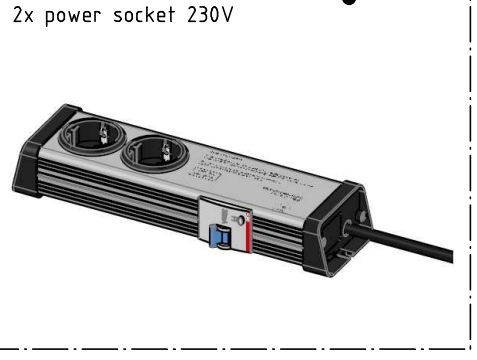
② Hauptschalter m. Leitung
9870 001304



③ Verteiler
9870 001303



④ 2fach Steckdosen 230V
9870 001301



⑤ Netzteil 2xLED
9850 001083



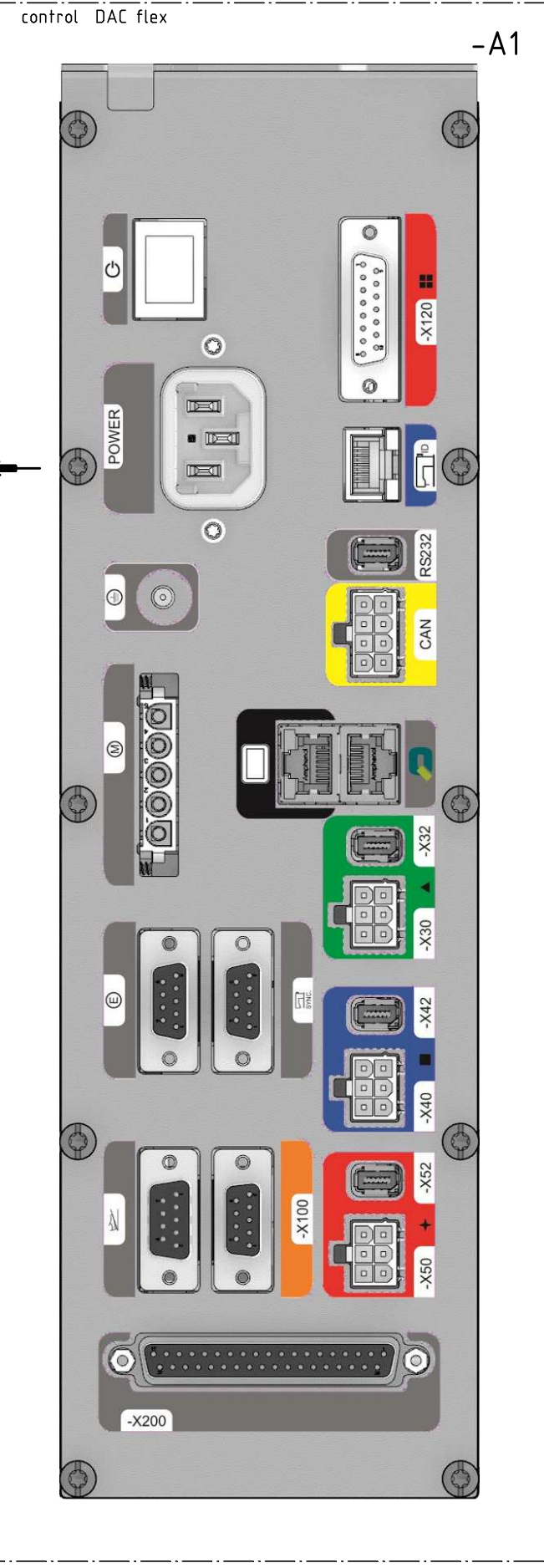
⑥ LED-Nähleuchte
9822 560021



⑦ elektrische Höhenverstellung
electrical height adjustment



Steuerung DAC flex
9850 001415



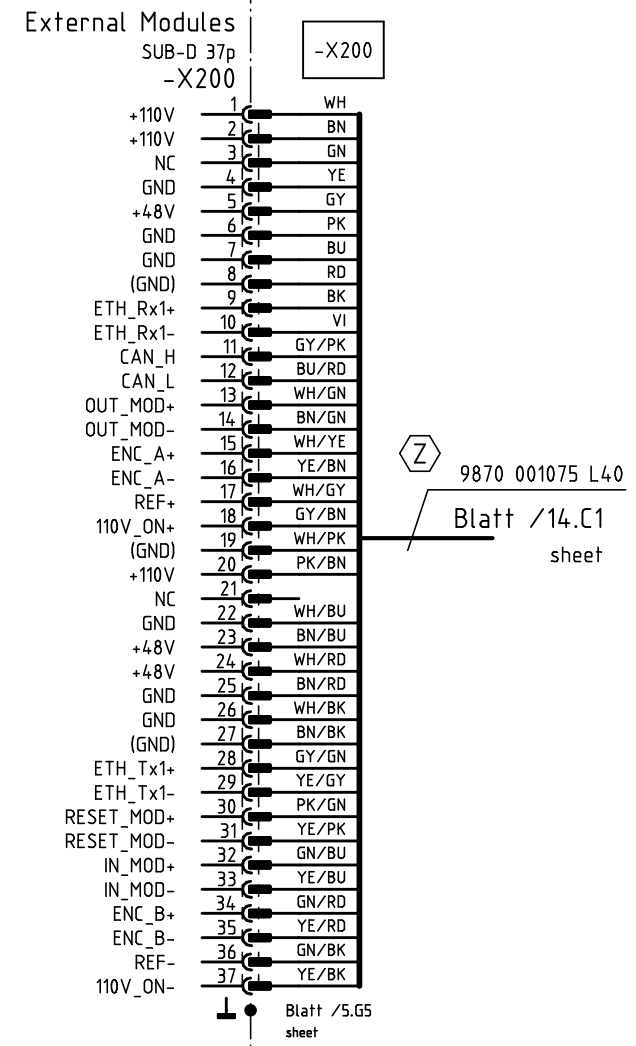
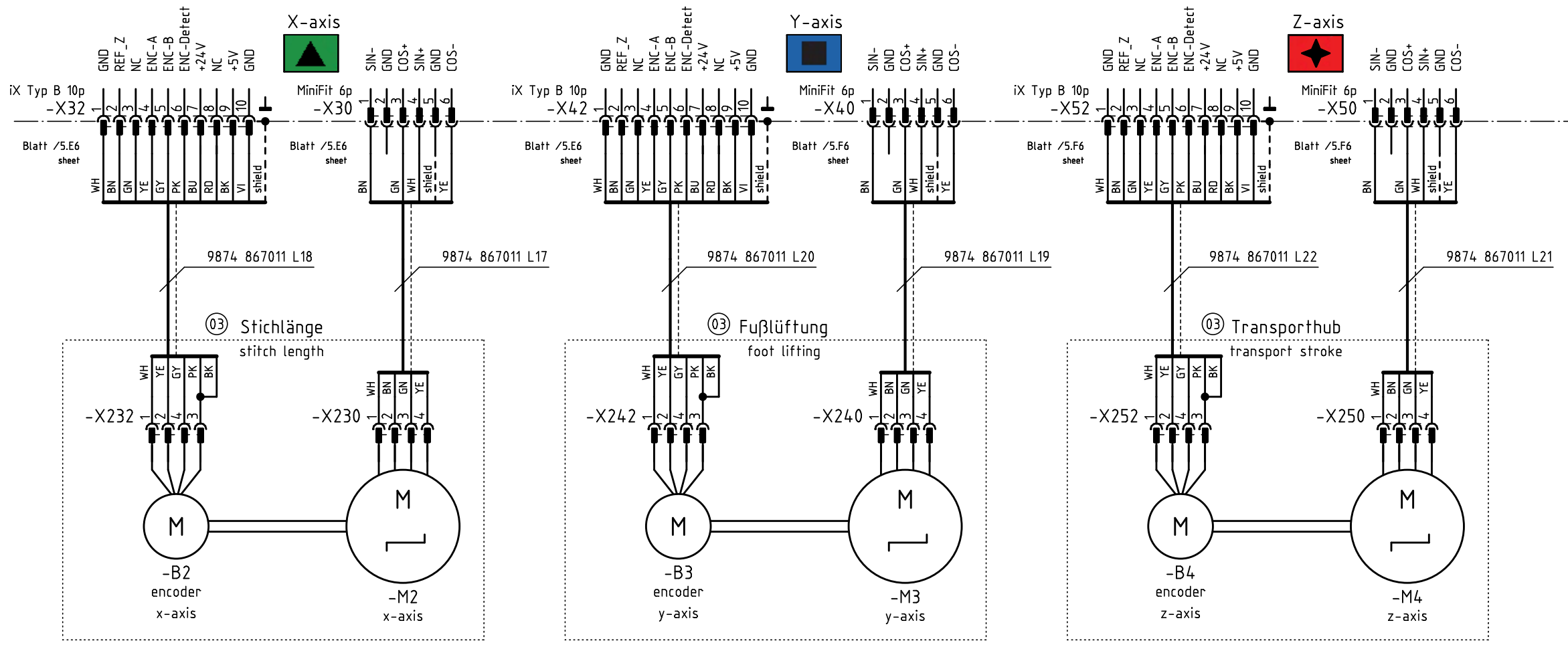
c				Datum	2019-03-18
b	05.0	2021-03-05	Isaak	Bearb.	Isaak
a	04.0	2020-04-24	Isaak	Geprüft	
Änd.	Datum	Name	Norm		



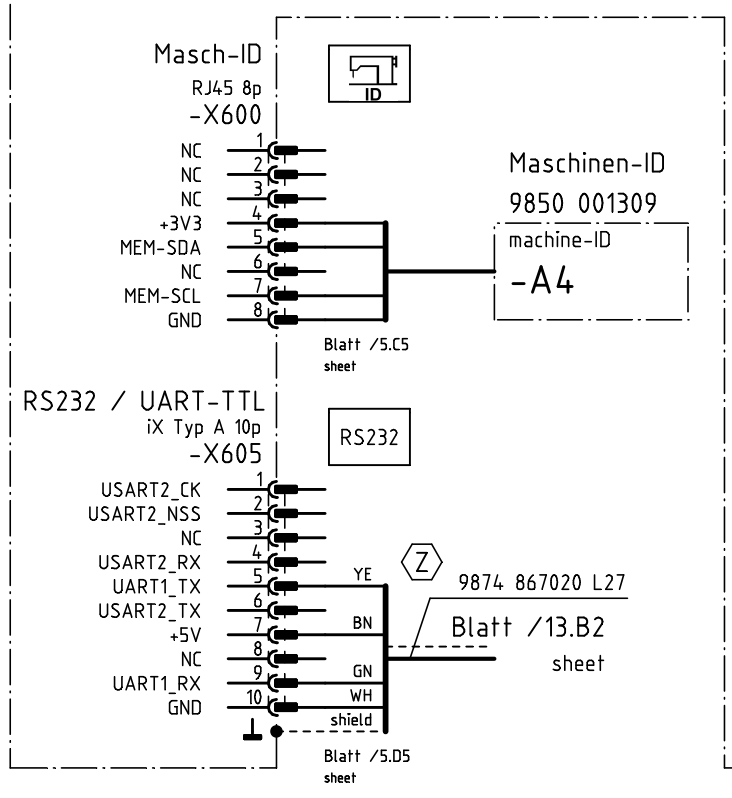
Teilfamilie	
Freigabe	0001/20

Kl. D669/D867/D868/D869
Übersicht Stromversorgung
overview power supply

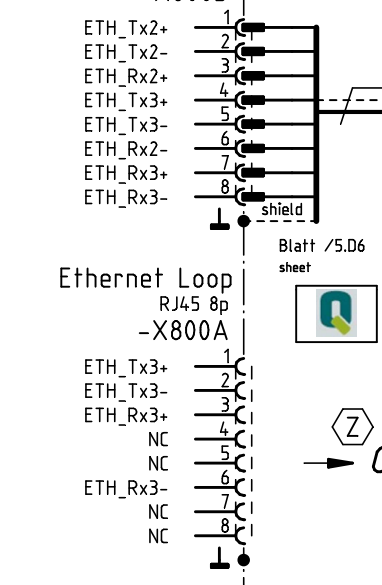
Bauschaltplan
9894 867000 B



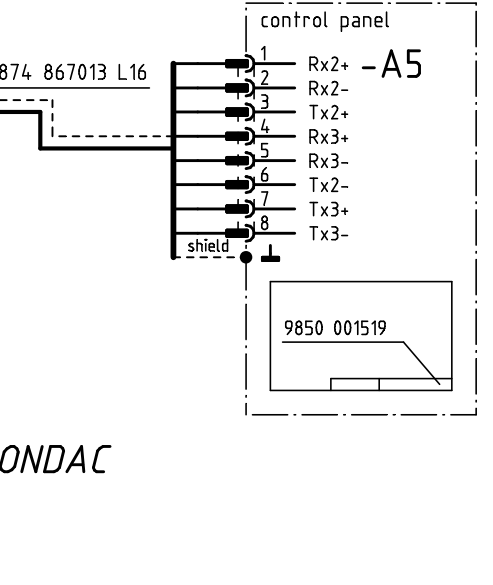
-A1 Steuerung DAC flex control DAC flex



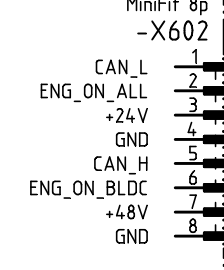
Ethernet 100MBit RJ45 8p -X800B



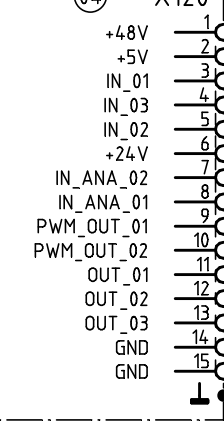
Bedienfeld control panel 9854 867020



CAN extension MiniFit 8p -X602



External I/O SUB-D 15p -X120



Z Zusatzausstattung
Optional equipment

c			Datum	2019-03-18
b	05.0	2021-03-05	Isaak	Bearb. Isaak
a	04.0	2020-04-24	Isaak	Geprüft
Änd.	Datum	Name	Norm	




Teilfamilie
Freigabe
0001/20


Kl. D669/D867/D868/D869
Schrittmotoren, Schnittstellen
stepper drives, interfaces

Bauschaltplan
9894 867000 B

Blatt
3 / 17



-S701
Standby-Schalter
standby switch



-A1 Steuerung DAC Flex
9850 0014.15
control DAC Flex



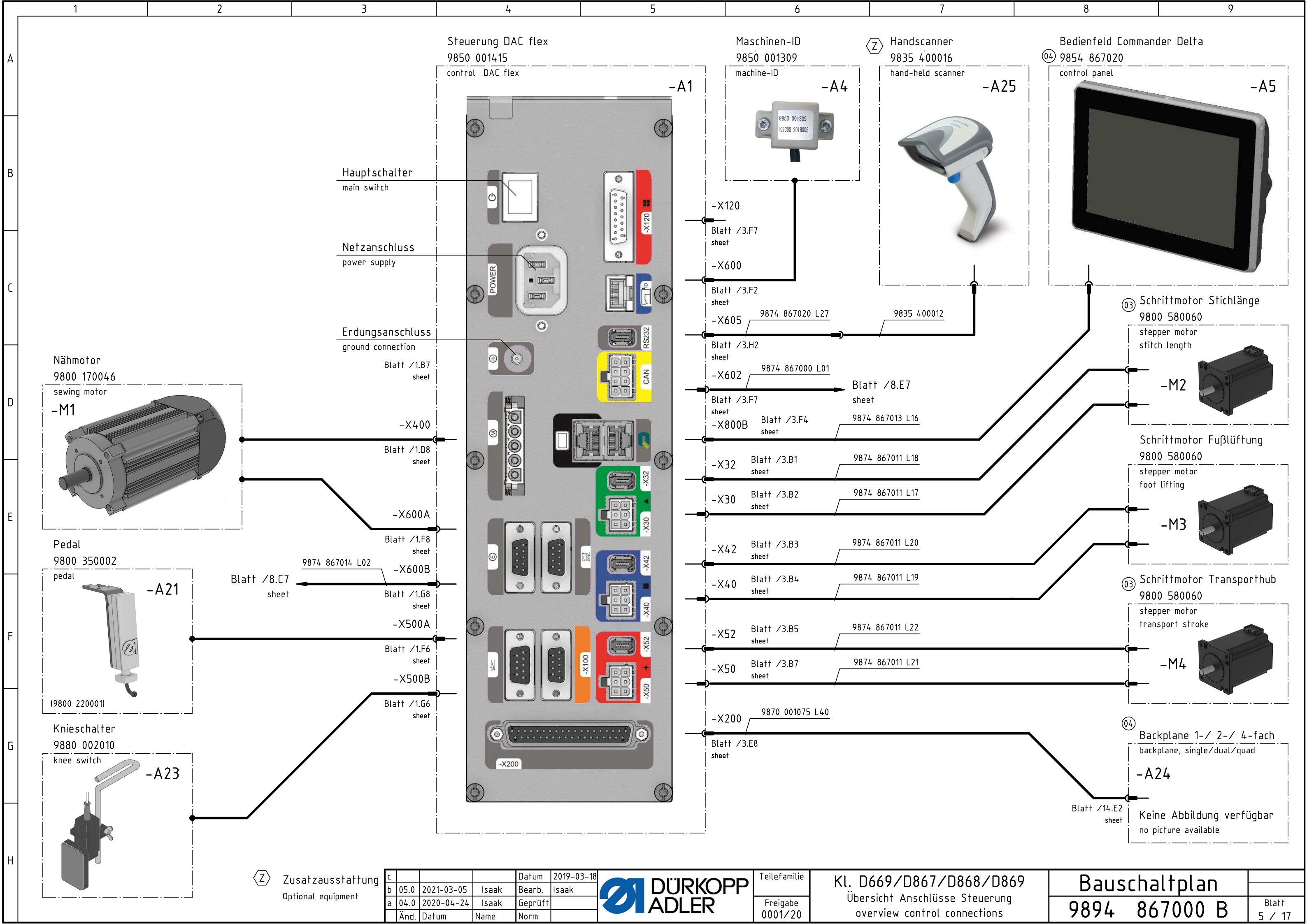
c				Datum	2019-03-18
b	05.0	2021-03-05	Isaak	Bearb.	Isaak
a	04.0	2020-04-24	Isaak	Geprüft	
	Änd.	Datum	Name	Norm	



Teilfamilie	
Freigabe	0001/20

Kl. D669/D867/D868/D869
Übersicht Steuerung
control overview

Bauschaltplan
9894 867000 B



Steuerung DAC flex
9850 001415
control DAC flex

Maschinen-ID
9850 001309
machine-ID

Handscanner
9835 400016
hand-held scanner

Bedienfeld Commander Delta
9854 867020
control panel

Nähmotor
9800 170046
sewing motor
-M1

Pedal
9800 350002
pedal
-A21

Knieschalter
9880 002010
knee switch
-A23

03 Schrittmotor Stichlänge
9800 580060
stepper motor
stitch length
-M2

Schrittmotor Fußlüftung
9800 580060
stepper motor
foot lifting
-M3

03 Schrittmotor Transporthub
9800 580060
stepper motor
transport stroke
-M4

04 Backplane 1-/ 2-/ 4-fach
backplane, single/dual/quad
-A24

Keine Abbildung verfügbar
no picture available

Zusatzausstattung
Optional equipment

c				Datum	2019-03-18
b	05.0	2021-03-05	Isaak	Bearb.	Isaak
a	04.0	2020-04-24	Isaak	Geprüft	
Änd.	Datum	Name	Norm		

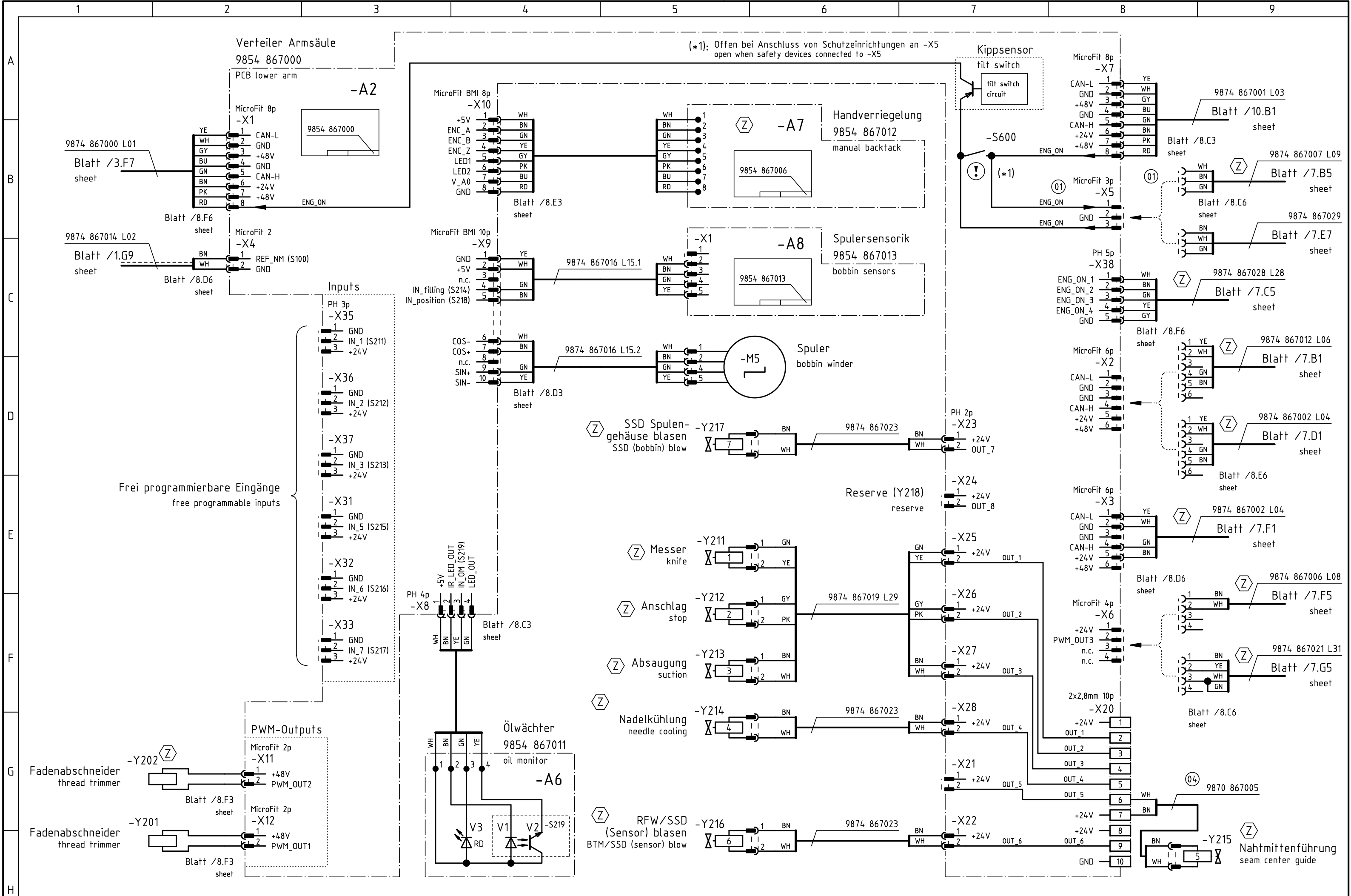


Teilfamilie
Freigabe
0001/20

Kl. D669/D867/D868/D869
Übersicht Anschlüsse Steuerung
overview control connections

Bauschaltplan
9894 867000 B

Blatt
5 / 17



Zusatzausstattung
Optional equipment

c				Datum	2019-03-18
b	05.0	2021-03-05	Isaak	Bearb.	Isaak
a	04.0	2020-04-24	Isaak	Geprüft	
Änd.	Datum	Name	Norm		



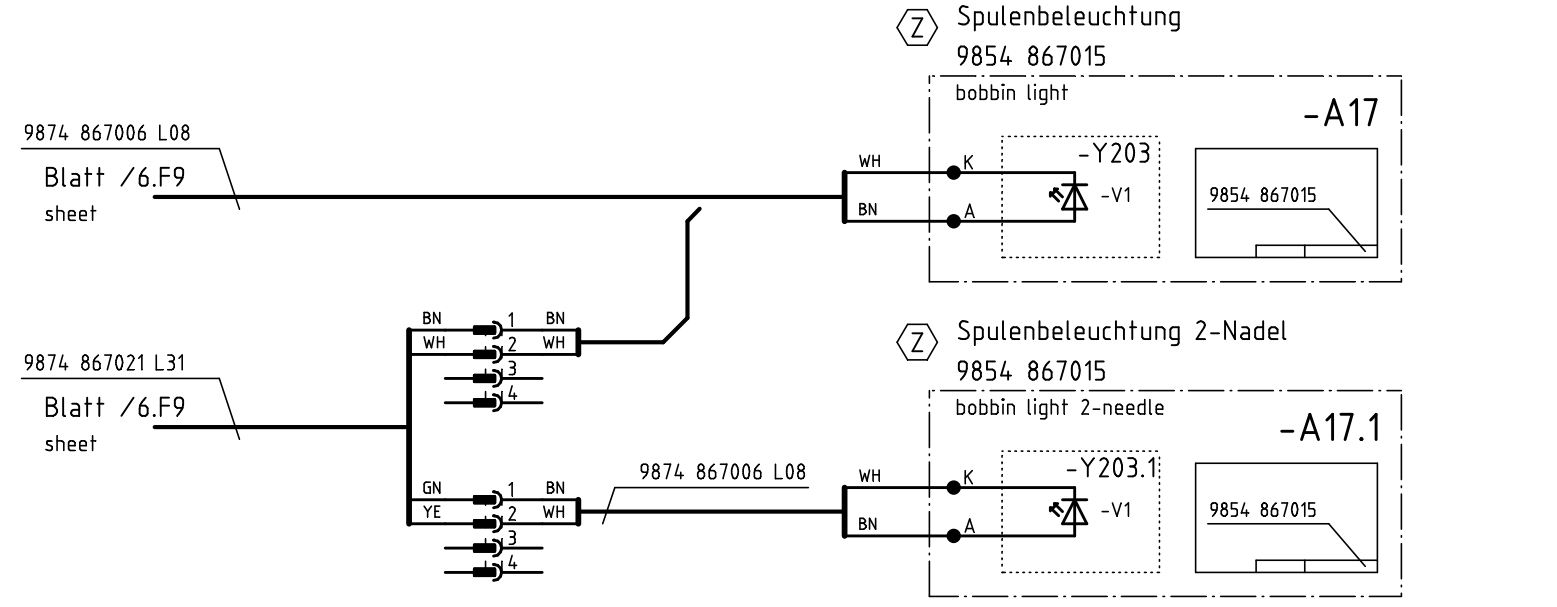
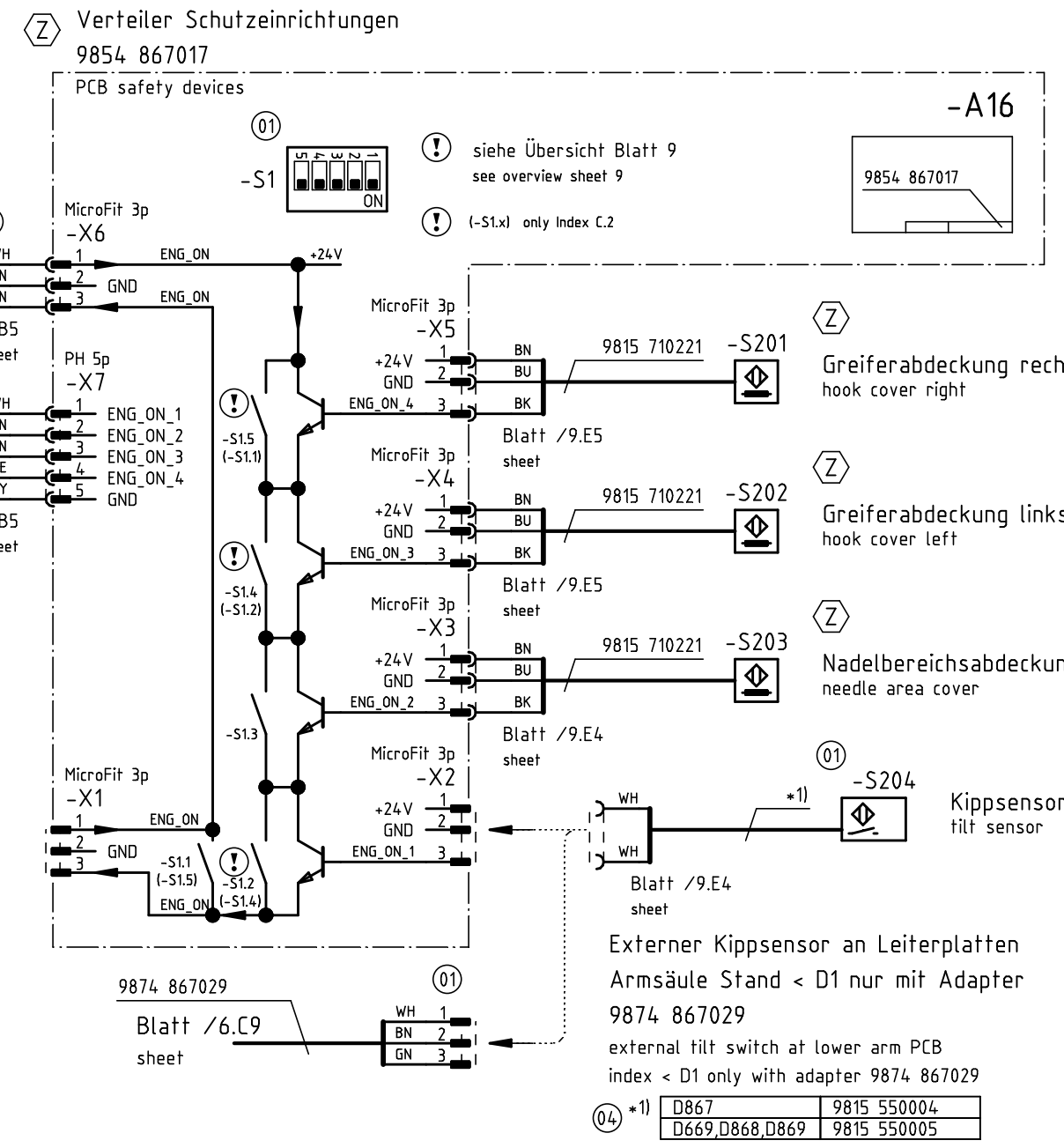
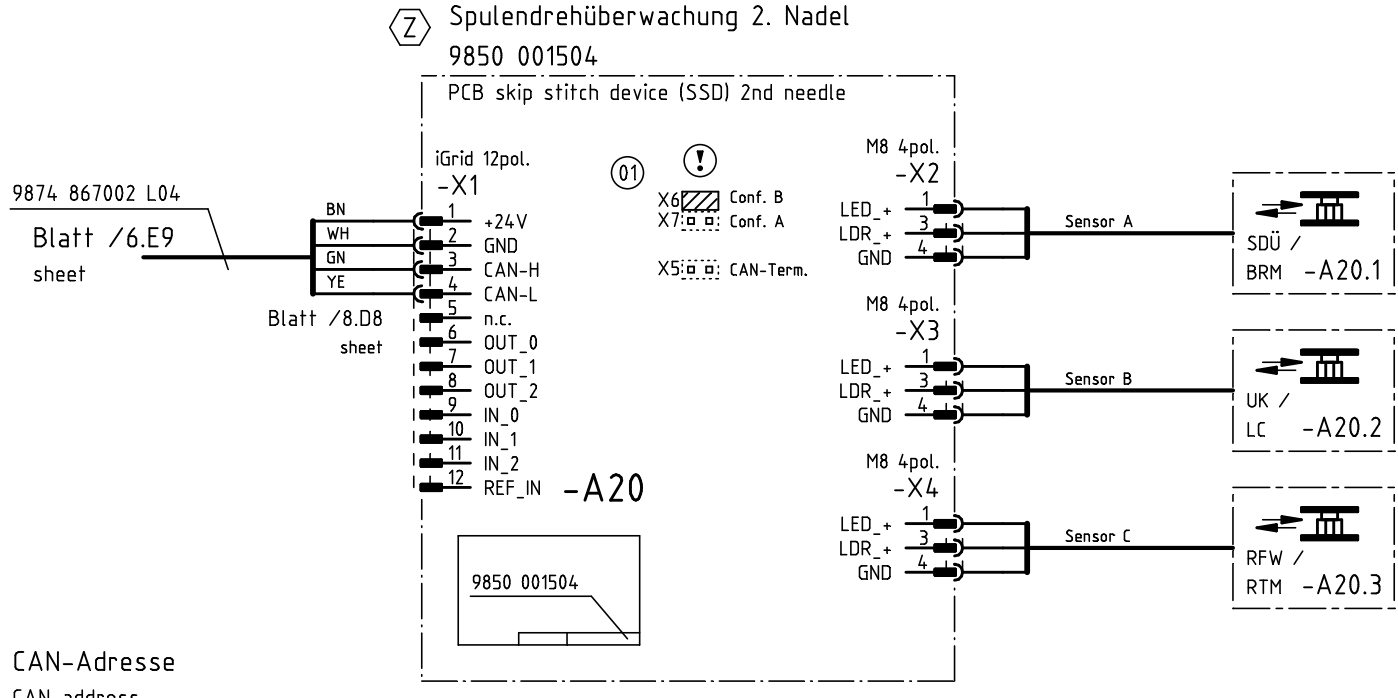
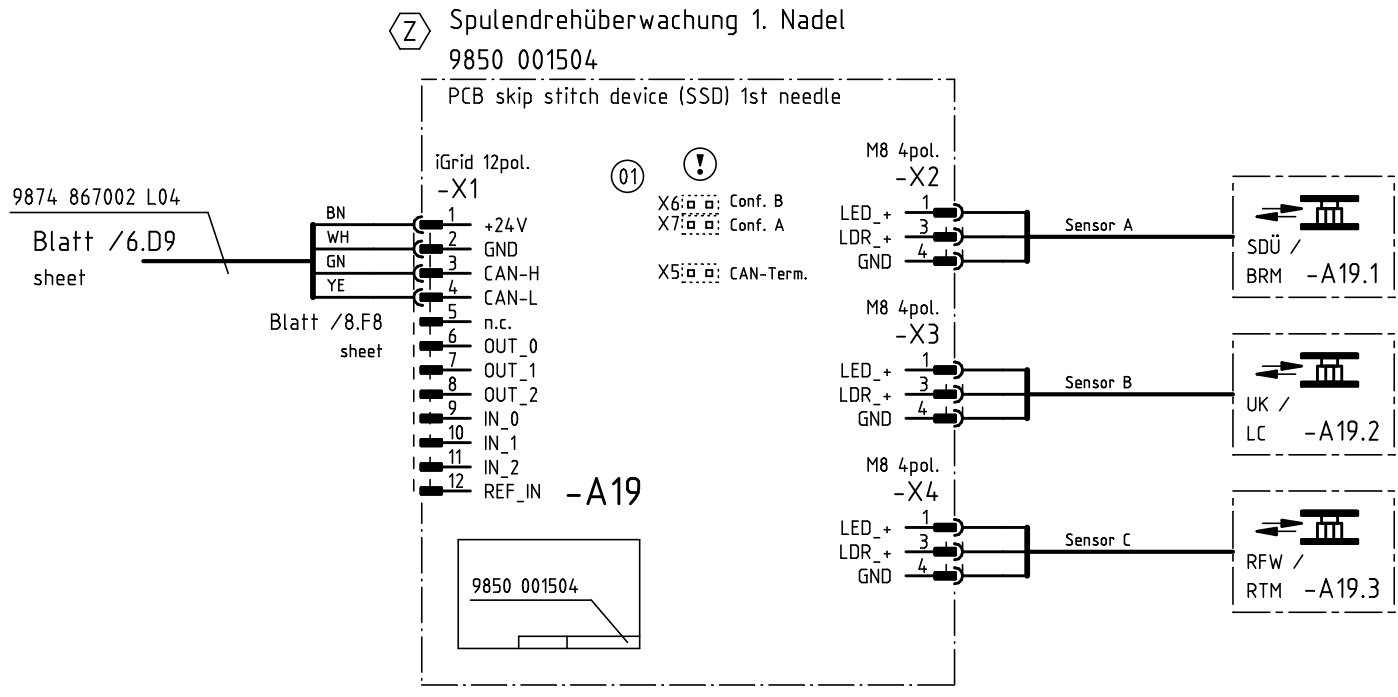
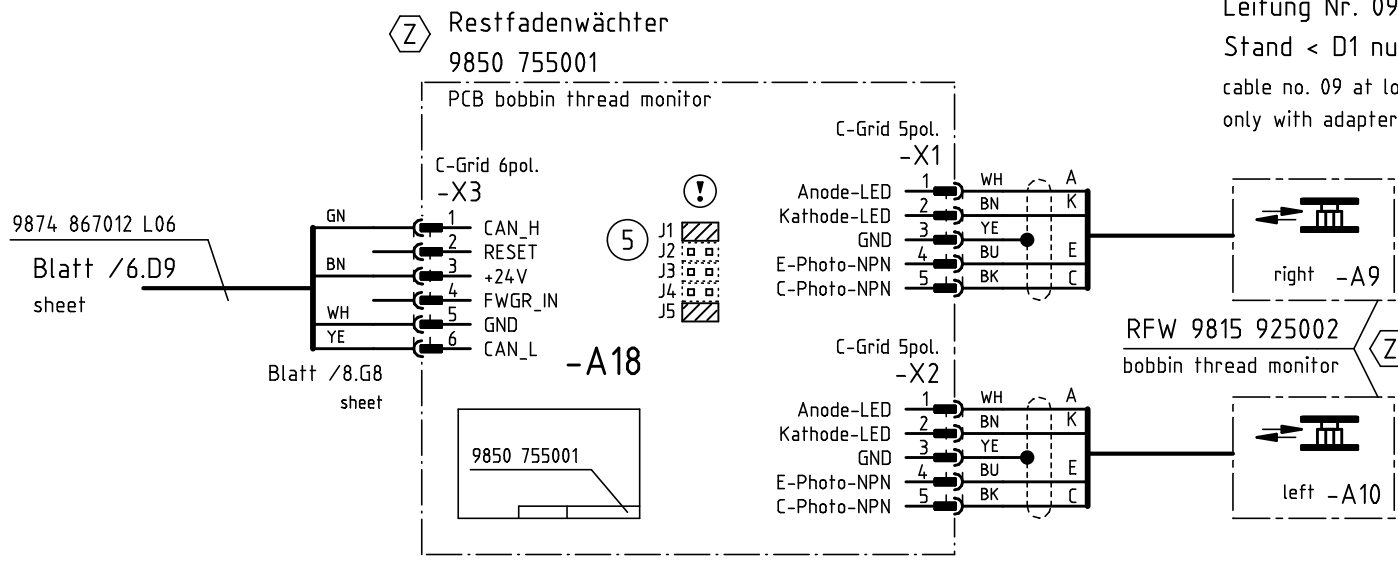
Teilfamilie
Freigabe
0001/20

Kl. D669/D867/D868/D869
Verteilerplatine Armsäule
distribution board lower arm

Bauschaltplan
9894 867000 B

Blatt
6 / 17

Leitung Nr. 09 an Leiterplatten Armsäule
Stand < D1 nur mit Adapter 9874 867029
cable no. 09 at lower arm PCB index < D1
only with adapter 9874 867029



9 CAN-Adresse
CAN-address

! Konfiguration beachten!
observe the configuration!

Zusatzausstattung
Optional equipment

c				Datum	2019-03-18
b	05.0	2021-03-05	Isaak	Bearb.	Isaak
a	04.0	2020-04-24	Isaak	Geprüft	
Änd.	Datum	Name	Norm		

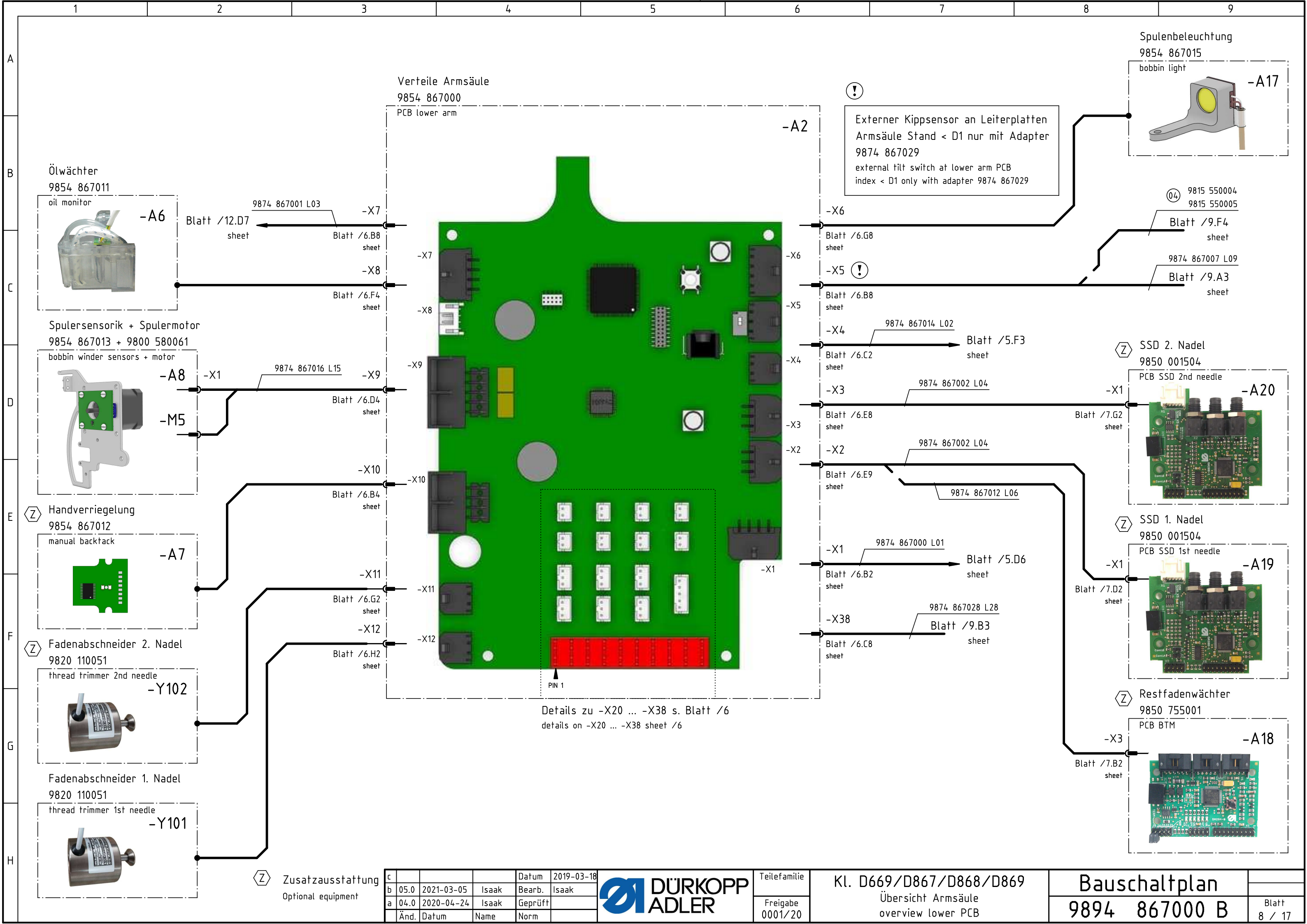


Teilfamilie
Freigabe
0001/20

Kl. D669/D867/D868/D869
Peripherie Armsäule
peripherals lower arm

Bauschaltplan
9894 867000 B

Blatt
7 / 17



Verteile Armsäule
9854 867000
PCB lower arm

⚠
Externer Kippsensor an Leiterplatten
Armsäule Stand < D1 nur mit Adapter
9874 867029
external tilt switch at lower arm PCB
index < D1 only with adapter 9874 867029

Spulenbeleuchtung
9854 867015
bobbin light

-A17

Ölwächter
9854 867011
oil monitor

-A6

Spulensensorik + Spulermotor
9854 867013 + 9800 580061
bobbin winder sensors + motor

-A8

Handverriegelung
9854 867012
manual backtack

-A7

Fadenabschneider 2. Nadel
9820 110051
thread trimmer 2nd needle

-Y102

Fadenabschneider 1. Nadel
9820 110051
thread trimmer 1st needle

-Y101

9815 550004
9815 550005

Blatt /9.F4
sheet

9874 867007 L09

Blatt /9.A3
sheet

SSD 2. Nadel
9850 001504
PCB SSD 2nd needle

-A20

SSD 1. Nadel
9850 001504
PCB SSD 1st needle

-A19

Restfadenwächter
9850 755001
PCB BTM

-A18

Details zu -X20 ... -X38 s. Blatt /6
details on -X20 ... -X38 sheet /6

Ⓩ Zusatzausstattung
Optional equipment

c				Datum	2019-03-18
b	05.0	2021-03-05	Isaak	Bearb.	Isaak
a	04.0	2020-04-24	Isaak	Geprüft	
Änd.	Datum	Name	Norm		

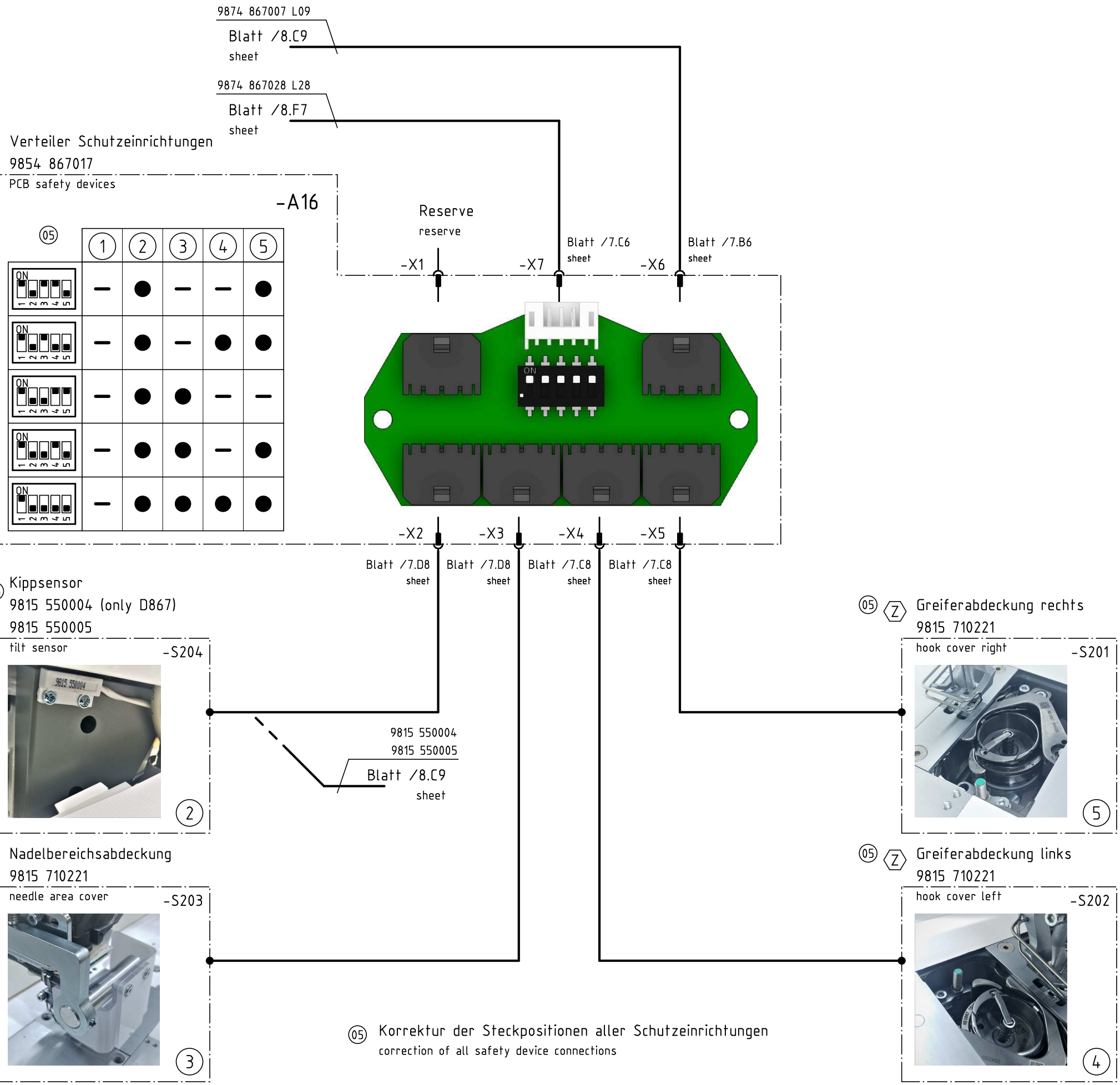


Teilfamilie
Freigabe
0001/20

Kl. D669/D867/D868/D869
Übersicht Armsäule
overview lower PCB

Bauschaltplan
9894 867000 B

Blatt
8 / 17




Verteiler Schutzeinrichtungen
9854 867017
PCB safety devices


⑤

	①	②	③	④	⑤
ON	-	●	-	-	●
ON	-	●	-	●	●
ON	-	●	●	-	-
ON	-	●	●	-	●
ON	-	●	●	●	●

⑤ Kippsensor
9815 550004 (only D867)
9815 550005



⑤ Z Nadelbereichsabdeckung
9815 710221



⑤ Korrektur der Steckpositionen aller Schutzeinrichtungen
correction of all safety device connections

⑤ Z Greiferabdeckung rechts
9815 710221



⑤ Z Greiferabdeckung links
9815 710221



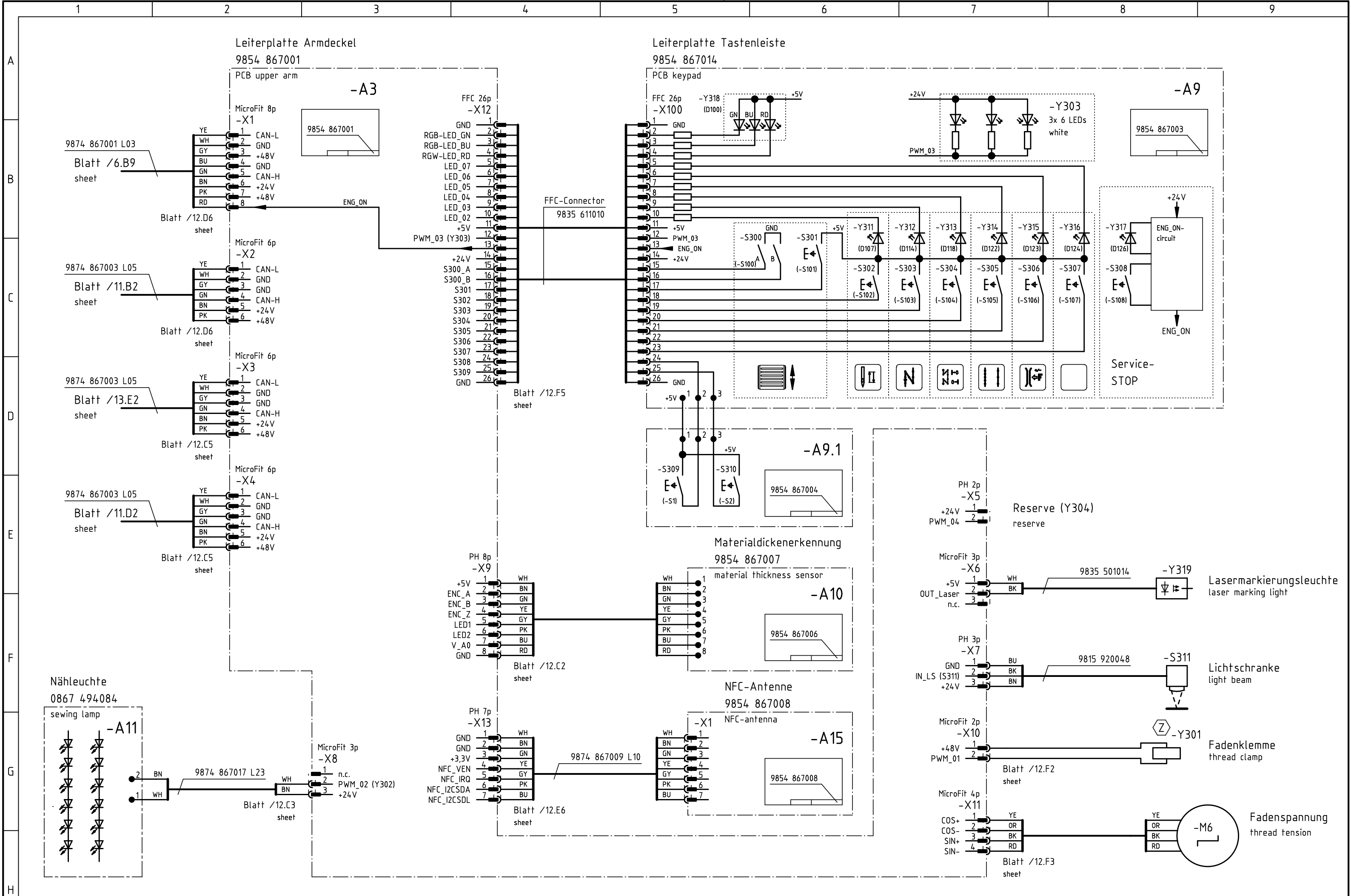
c				Datum	2019-03-18
b	05.0	2021-03-05	Isaak	Bearb.	Isaak
a	04.0	2020-04-24	Isaak	Geprüft	
	Änd.	Datum	Name	Norm	



Teilfamilie	
Freigabe	0001/20

Kl. D669/D867/D868/D869
Übersicht Schutzeinrichtungen
overview safety devices

Bauschaltplan
9894 867000 B



Zusatzausstattung
Optional equipment

c				Datum	2019-03-18
b	05.0	2021-03-05	Isaak	Bearb.	Isaak
a	04.0	2020-04-24	Isaak	Geprüft	
Änd.	Datum	Name	Norm		

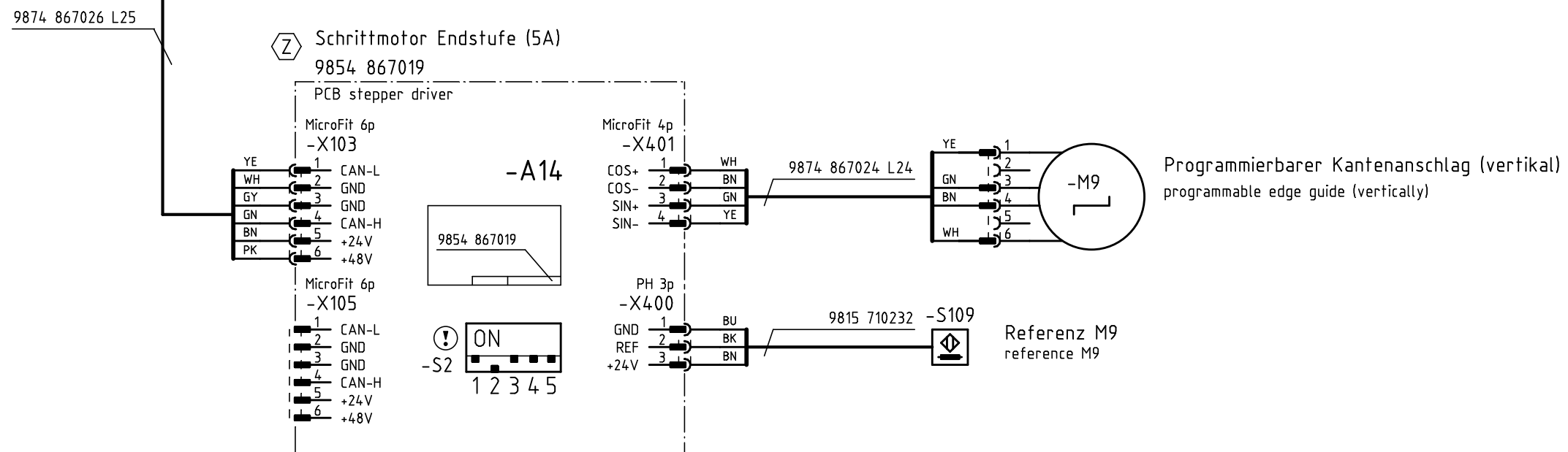
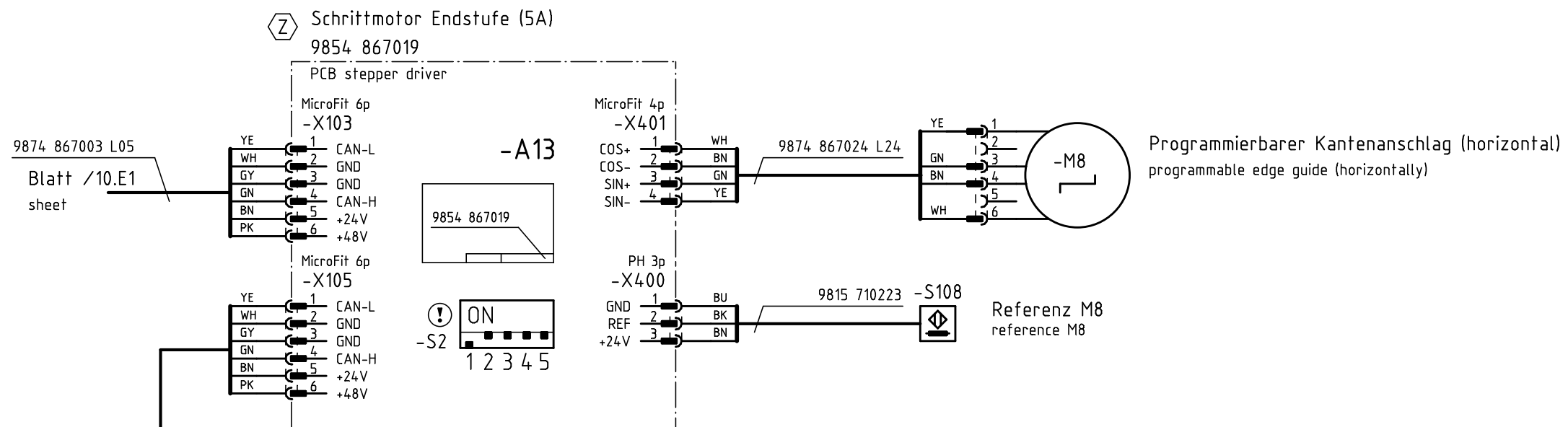
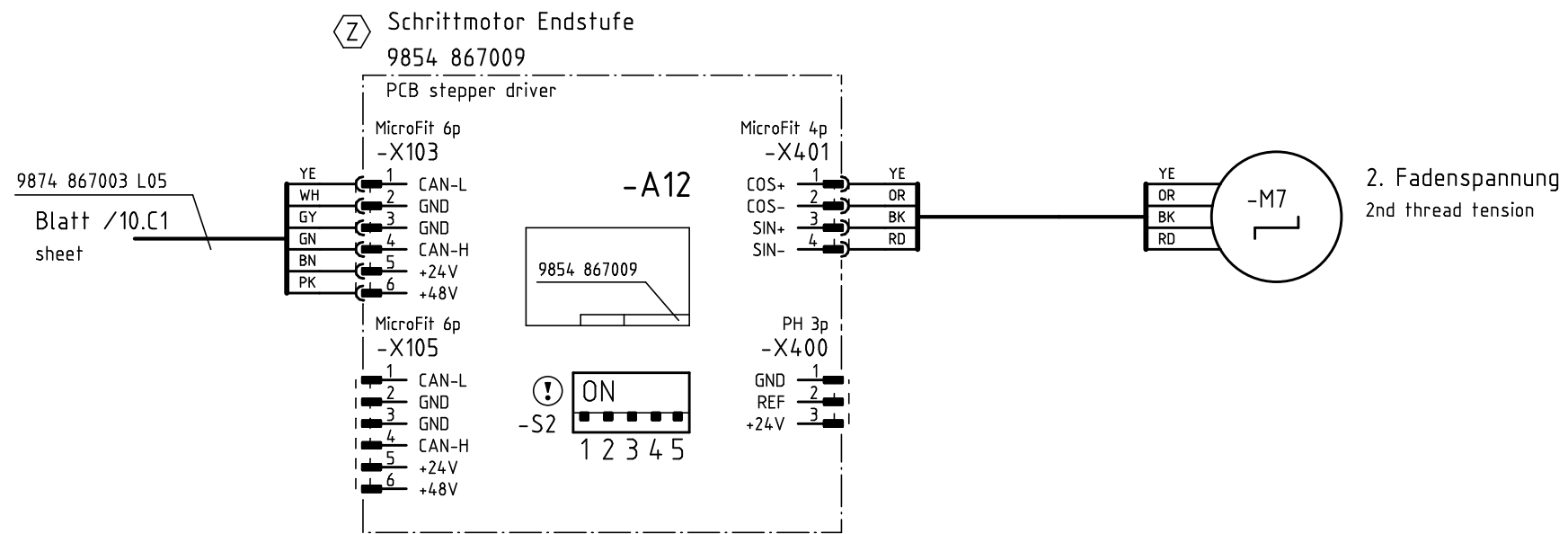


Teilfamilie
Freigabe
0001/20

Kl. D669/D867/D868/D869
Verteilerplatine Armdeckel
distribution board upper arm

Bauschaltplan
9894 867000 B

Blatt
10 / 17



! Konfiguration beachten!
observe the configuration!

Z Zusatzausstattung
Optional equipment

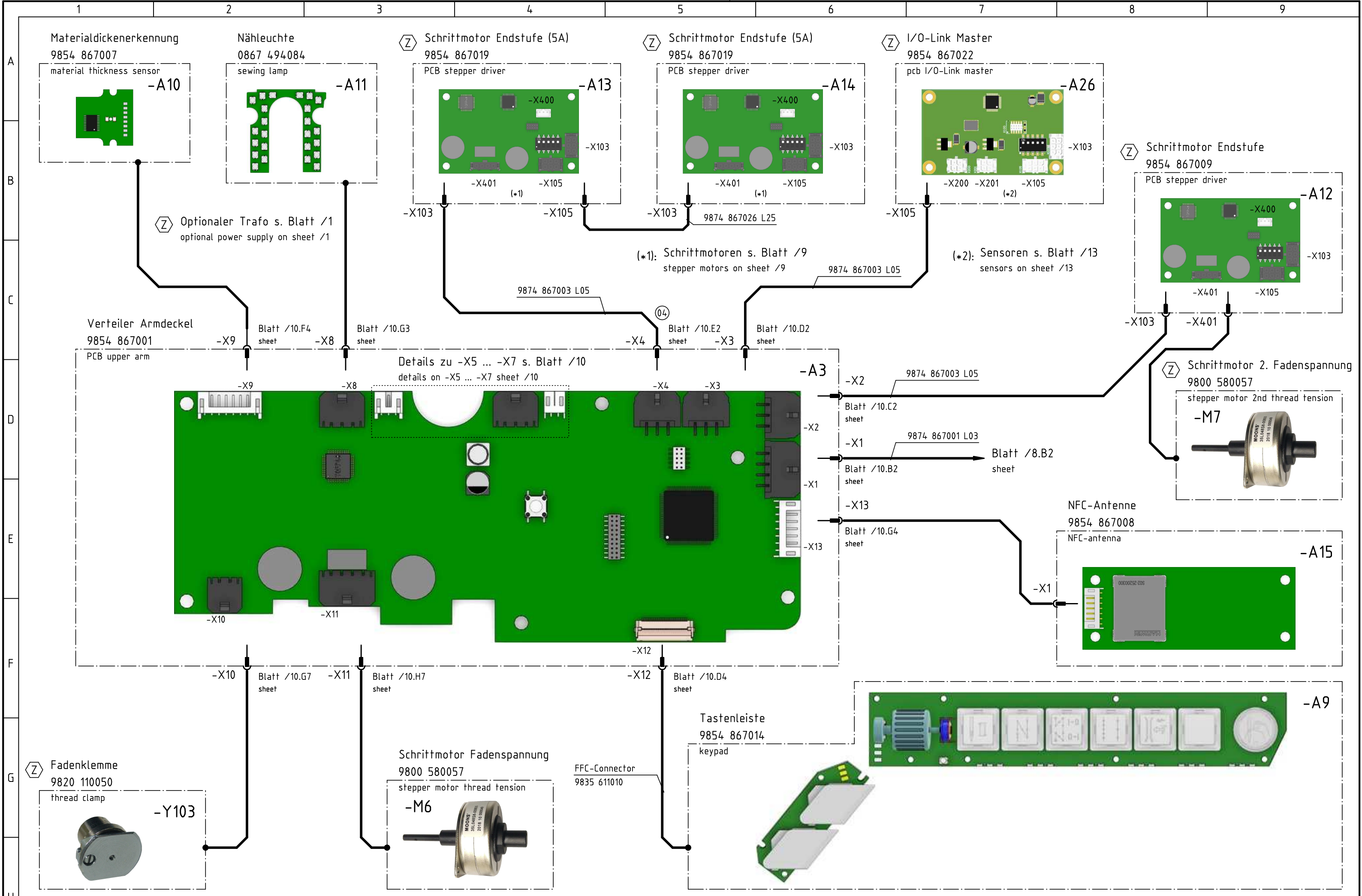
c				Datum	2019-03-18
b	05.0	2021-03-05	Isaak	Bearb.	Isaak
a	04.0	2020-04-24	Isaak	Geprüft	
Änd.	Datum	Name	Norm		



Teilfamilie
Freigabe
0001/20

Kl. D669/D867/D868/D869
Peripherie Armdeckel
peripherals upper arm

Bauschaltplan
9894 867000 B



(Z) Zusatzausstattung
Optional equipment

c				Datum	2019-03-18
b	05.0	2021-03-05	Isaak	Bearb.	Isaak
a	04.0	2020-04-24	Isaak	Geprüft	
Änd.	Datum	Name	Norm		

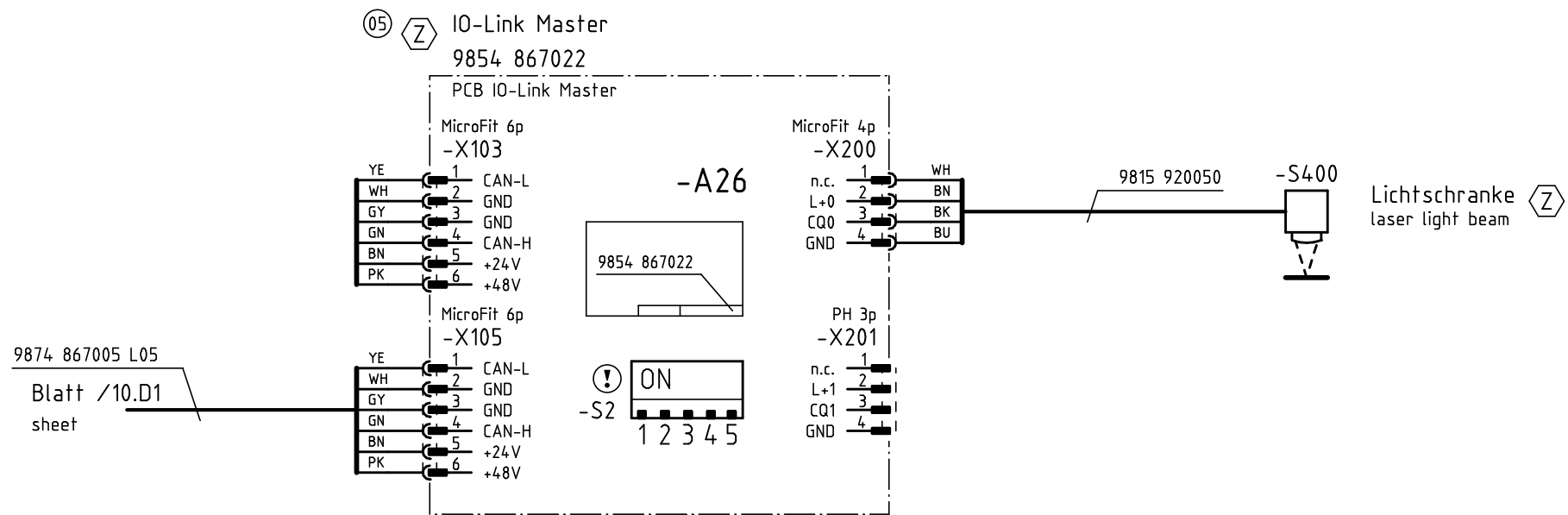
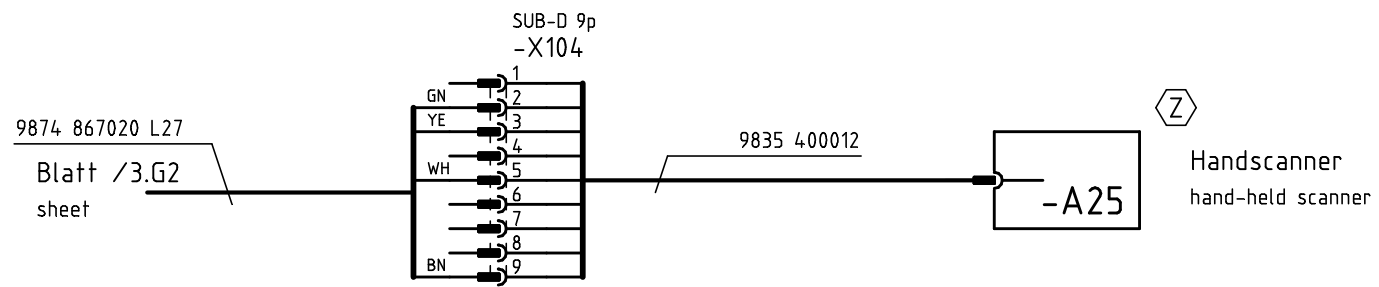


Teilfamilie
Freigabe
0001/20

Kl. D669/D867/D868/D869
Übersicht Armdeckel
overview upper PCB

Bauschaltplan
9894 867000 B

Blatt
12 / 17



Zusatzausstattung
Optional equipment

c				Datum	2019-03-18
b	05.0	2021-03-05	Isaak	Bearb.	Isaak
a	04.0	2020-04-24	Isaak	Geprüft	
	Änd.	Datum	Name	Norm	



Teilfamilie	
Freigabe	0001/20

Kl. D669/D867/D868/D869
Optionale Baugruppen
optional equipment

Bauschaltplan
9894 867000 B

Backplane für 1 Modul
9850 001419 VES

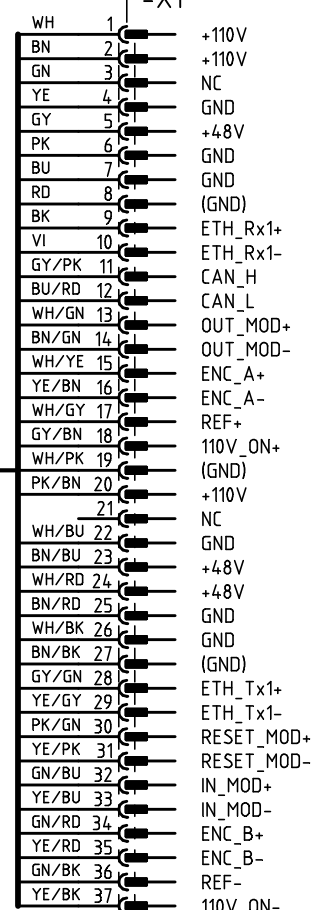
Backplane für 2 Module
9850 001421 VES

Backplane für 4 Module
9850 001423 VES

backplane for 1 module

Backplane for 2 modules

backplane for 4 modules

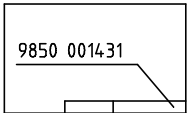


9870 001075 L40
Blatt /3.C9
sheet

Blatt /5.H8
sheet

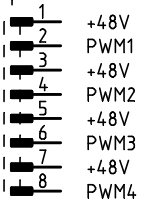
I/O-Modul
9850 001430 VES

16 IN / 16 OUT /
4 PWM / RS232




PCI 2x40p
-X2

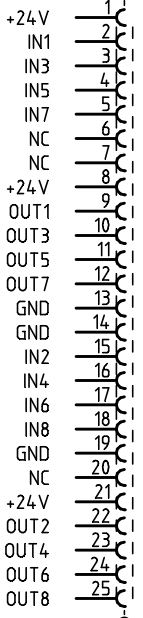
MiniFit 8p
-X120



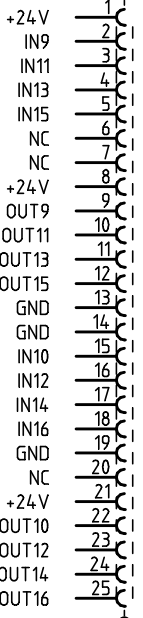
SUB-D 9p
-X110



SUB-D 25p
-X100A



SUB-D 25p
-X100B



PCI 2x40p
-X3

PCI 2x40p
-X4

PCI 2x40p
-X5

Zusatzausstattung
Optional equipment

c			Datum	2019-03-18
b	05.0	2021-03-05	Isaak	Bearb. Isaak
a	04.0	2020-04-24	Isaak	Geprüft
Änd.	Datum	Name	Norm	



Teilfamilie
Freigabe
0001/20

Kl. D669/D867/D868/D869
Zusatzmodule
additional modules

Bauschaltplan
9894 867000 B

		Bezeichnung denomination	Teilenr. Baugruppe partno. assembly	Teilenr. Schaltplan partno. schematic
	-A1	Steuerung DAC flex control DAC flex	9850 001415	9850 001410 9850 001412 9850 001411
	-A2	Verteiler Armsäule PCB lower arm	9854 867000	9854 867000
	-A3	Verteiler Armdeckel PCB upper arm	9854 867001	9854 867001
	-A4	Maschinen-ID machine-ID	9850 001309	9850 001309
	-A5	Bedienfeld Commander Delta control panel	9850 001520	9850 001519
	-A6	Ölwächter oil monitor	9854 867011	9854 867011
	Ⓩ -A7	Handverriegelung manual backtack	9854 867012	9854 867006
	-A8	Spulensensorik bobbin winder sensors	9854 867013	9854 867013
	-A9	Tastenleiste keypad	9854 867014	9854 867003 9854 867004
	-A10	Materialdickenerkennung material thickness sensor	9854 867007	9854 867006
	-A11	Nähleuchte sewing lamp	0867 494084	9854 867002
	Ⓩ -A12	Schrittmotor Endstufe 2. Fadenspannung PCB stepper driver 2nd thread tension	9854 867009	9854 867009
	Ⓩ -A13	Schrittmotor Endstufe Kantenanschlag (horizontal) PCB stepper driver edge guide (horizontally)	9854 867019	9854 867019
	Ⓩ -A14	Schrittmotor Endstufe Kantenanschlag (vertikal) PCB stepper driver edge guide (vertically)	9854 867019	9854 867019
	-A15	NFC-Antenne NFC-antenna	9854 867008	9854 867008
	Ⓩ -A16	Verteiler Schutzeinrichtungen PCB safety devices	9854 867017	9854 867017
	Ⓩ -A17	Spulenbeleuchtung bobbin light	9854 867015	9854 867015
	Ⓩ -A18	Restfadenwächter PCB bobbin thread monitor	9850 755001	9850 755001
	Ⓩ -A19	SSD 1. Nadel PCB SSD 1st needle	9850 001504	9850 001504
	Ⓩ -A20	SSD 2. Nadel PCB SSD 2nd needle	9850 001504	9850 001504

		Bezeichnung denomination	Teilenr. Baugruppe partno. assembly	Teilenr. Schaltplan partno. schematic
	-A21	Pedal pedal	9850 220001	
	Ⓩ -A22	Nählichttrafo power supply f. sewing lamp	9850 001083	9850 001083
	Ⓩ -A23	Knieschalter knee switch	9880 002010	9880 002010
	Ⓩ -A24	Backplane backplane	9850 001421	9850 001422
	Ⓩ -A25	Handscanner hand-held scanner	9835 400016	—
Ⓞ5	Ⓩ -A26	IO-Link Master PCB IO-Link master	9854 867022	9854 867022
	-M1	Nähmotor sewing drive	9800 170046	
	-M2	Schrittmotor Stichtlänge ③ stepper drive stitch length	9800 580060	
	-M3	Schrittmotor Fußlüftung stepper drive foot lifting	9800 580060	
	-M4	Schrittmotor Transporthub ③ stepper drive transport stroke	9800 580060	
	-M5	Schrittmotor Spuler stepper drive bobbin winder	9800 580061	
	Ⓩ -M6	Schrittmotor Fadenspannung stepper drive thread tension	9800 580057	
	Ⓩ -M7	Schrittmotor 2. Fadenspannung stepper drive 2nd thread tension	9800 580057	
	Ⓩ -M8	Schrittmotor Kantenanschlag (horizontal) stepper drive edge guide (horizontally)	9800 580059	
	Ⓩ -M9	Schrittmotor Kantenanschlag (vertikal) stepper drive edge guide (vertically)	9800 580059	
	Ⓩ -M10	Höhenverstellung height adjustment	—	

Ⓩ Zusatzausstattung
Optional equipment

c				Datum	2019-03-18
b	05.0	2021-03-05	Isaak	Bearb.	Isaak
a	04.0	2020-04-24	Isaak	Geprüft	
	Änd.	Datum	Name	Norm	



Teilfamilie
Freigabe
0001/20

Kl. D669/D867/D868/D869
Teilliste
part list

Bauschaltplan
9894 867000 B

	1	2	3	4	5	6	7	8	9		
A		Angeschlossen an: connected to:	Bezeichnung denomination	Teilenummer partnumber			Angeschlossen an: connected to:	Bezeichnung denomination	Teilenummer partnumber		
		-S1	-A1 Blatt /3.G6 sheet	IN_1 / Reserve reserve			-S300	-A9 Blatt /10.C6 sheet	IN_1 / Scrollrad scroll wheel		
B		-S2	-A1 Blatt /3.G6 sheet	IN_2 / Reserve reserve			-S301	-A9 Blatt /10.C6 sheet	IN_2 / Taste Scrollrad button scroll wheel		
		-S3	-A1 Blatt /3.G6 sheet	IN_3 / Reserve reserve			-S302	-A9 Blatt /10.C6 sheet	IN_3 / Taste "Nadel hoch/tief" button "needle up/down"		
		-S4	-A1 Blatt /1.G6 sheet	IN_A / Knieschalter knee switch			-S303	-A9 Blatt /10.C6 sheet	IN_4 / Taste "Riegel" button "backtack"		
		-S5	-A1 Blatt /1.G6 sheet	IN_B / Knieschalter knee switch			-S304	-A9 Blatt /10.C7 sheet	IN_5 / Taste "Riegel an/aus" button "backtack on/off"		
C		-S100	-A2 Blatt /6.C2 sheet	Referenz Nähmotor reference sewing drive			-S305	-A9 Blatt /10.C7 sheet	IN_6 / Taste "2. Stichlänge" button "2nd stitch length"		
	Ⓩ	-S108	-A13 Blatt /11.E6 sheet	Referenz Schrittmotor Kantenanschlag (horizontal) reference stepper drive edge guide (horizontally)	9815 710223		-S306	-A9 Blatt /10.C7 sheet	IN_7 / Taste "Fadenspannung" button "thread tension"		
	Ⓩ	-S109	-A14 Blatt /11.G6 sheet	Referenz Schrittmotor Kantenanschlag (vertikal) reference stepper drive edge guide (vertically)	9815 710232		-S307	-A9 Blatt /10.C8 sheet	IN_8 / Taste 6 button 6		
	Ⓩ	-S201	-A16 Blatt /7.D9 sheet	ENG_ON_1 / Greiferabdeckung rechts hook cover right	9815 710221		-S308	-A9 Blatt /10.C8 sheet	IN_9 / Taste "Service-Stop" button "service-stop"		
D	Ⓩ	-S202	-A16 Blatt /7.C8 sheet	ENG_ON_2 / Greiferabdeckung links hook cover left	9815 710221		-S309	-A9 Blatt /10.E5 sheet	IN_10 / Favoritentaste 1 favorite button 1		
	Ⓩ	-S203	-A16 Blatt /7.D8 sheet	ENG_ON_3 / Nadelbereichsabdeckung needle area cover	9815 710221		-S310	-A9 Blatt /10.E5 sheet	IN_11 / Favoritentaste 2 favorite button 2		
	Ⓩ	-S204	-A16 Blatt /7.D7 sheet	ENG_ON_4 / Kippsensor ① tilt switch	④ 9815 550004 9815 550005		Ⓩ	-S311	-A2 Blatt /10.F8 sheet	IN_12 / Lichtschranke light beam	9815 920048
E		-S211	-A2 Blatt /6.C3 sheet	IN_1 / Reserve reserve		⑤	Ⓩ	-S400	-A26 Blatt /13.D6 sheet	IO-Link 1 / Lichtschranke laser light beam	9815 920050
		-S212	-A2 Blatt /6.D3 sheet	IN_2 / Reserve reserve			-S700	-A1 Blatt /1.C6 sheet	Hauptschalter DAC flex main switch DAC flex		
		-S213	-A2 Blatt /6.D3 sheet	IN_3 / Reserve reserve			-S701	-A1 Blatt /1.C7 sheet	Standby-Taster DAC flex standby button DAC flex		
		-S214	-A2 Blatt /6.C4 sheet	IN_4 / Spuler Füllstand bobbin winder filling							
F		-S215	-A2 Blatt /6.E3 sheet	IN_5 / Reserve reserve							
		-S216	-A2 Blatt /6.E3 sheet	IN_6 / Reserve reserve							
		-S217	-A2 Blatt /6.F3 sheet	IN_7 / Reserve reserve							
		-S218	-A2 Blatt /6.C4 sheet	IN_8 / Spuler Position bobbin winder position							
G		-S219	-A2 Blatt /6.H4 sheet	IN_9 / Ölwächter oil monitor							
H		Ⓩ Zusatzausstattung Optional equipment									

c				Datum	2019-03-18
b	05.0	2021-03-05	Isaak	Bearb.	Isaak
a	04.0	2020-04-24	Isaak	Geprüft	
	Änd.	Datum	Name	Norm	



Teilfamilie	
Freigabe	0001/20

Kl. D669/D867/D868/D869
Eingangsliste
input list

Bauschaltplan
9894 867000 B

A
B
C
D
E
F
G
H

		Angeschlossen an: connected to:	Bezeichnung denomination	Teilenummer partnumber
(Z)	-Y1	-A1 Blatt /3.G6 sheet	OUT_1 / Reserve reserve	
(Z)	-Y2	-A1 Blatt /3.G6 sheet	OUT_2 / Reserve reserve	
(Z)	-Y3	-A1 Blatt /3.G6 sheet	OUT_3 / Reserve reserve	
(Z)	-Y101	-A1 Blatt /3.G6 sheet	PWM_1 / Reserve reserve	
(Z)	-Y102	-A1 Blatt /3.G6 sheet	PWM_2 / Reserve reserve	
	-Y201	-A2 Blatt /6.H1 sheet	PWM_1 / Fadenabschneider 1. Nadel thread trimmer 1st needle	9820 110051
(Z)	-Y202	-A2 Blatt /6.G1 sheet	PWM_2 / Fadenabschneider 2. Nadel thread trimmer 2nd needle	9820 110051
(Z)	-Y203	-A2 Blatt /7.F8 sheet	PWM_3 / Spulenbeleuchtung bobin light	9854 867015
(Z)	-Y211	-A2 Blatt /6.E5 sheet	OUT_1 / NSB_Messer NSB_knife	9710 063420
(Z)	-Y212	-A2 Blatt /6.F5 sheet	OUT_2 / NSB_Anschlag NSB_stop	9710 063420
(Z)	-Y213	-A2 Blatt /6.F5 sheet	OUT_3 / NSB_Absaugung NSB_suction	9710 063420
(Z)	-Y214	-A2 Blatt /6.H9 sheet	OUT_4 / Nadelkühlung needle cooling	9710 063420
(Z)	-Y215	-A2 Blatt /6.G5 sheet	OUT_5 / Nahtmittenföhrung seam center guide	9710 063420
(Z)	-Y216	-A2 Blatt /6.H5 sheet	OUT_6 / RFW/SSD (Sensor) blasen BTM/SSD (sensor) blow	9710 063420 / 9710 061412
(Z)	-Y217	-A2 Blatt /6.D5 sheet	OUT_7 / SSD Spulengehäuse blasen SSD bobin blow	9710 061412
(Z)	-Y218	-A2 Blatt /6.E6 sheet	OUT_8 / Reserve reserve	
(Z)	-Y301	-A3 Blatt /10.G8 sheet	PWM_1 / Fadenklemme thread clamp	9820 110050
	-Y302	-A3 Blatt /10.G3 sheet	PWM_2 / Nähleuchte sewing lamp	9854 867002
	-Y303	-A3 Blatt /10.A7 sheet	PWM_3 / Vorfeldbeleuchtung handling area light	
(Z)	-Y304	-A3 Blatt /10.E7 sheet	PWM_4 / Reserve reserve	

		Angeschlossen an: connected to:	Bezeichnung denomination	Teilenummer partnumber
	-Y311	-A3 Blatt /10.C6 sheet	OUT_1 / LED Taste 1 LED button 1	
	-Y312	-A3 Blatt /10.C7 sheet	OUT_2 / LED Taste 2 LED button 2	
	-Y313	-A3 Blatt /10.C7 sheet	OUT_3 / LED Taste 3 LED button 3	
	-Y314	-A3 Blatt /10.C7 sheet	OUT_4 / LED Taste 4 LED button 4	
	-Y315	-A3 Blatt /10.C7 sheet	OUT_5 / LED Taste 5 LED button 5	
	-Y316	-A3 Blatt /10.C8 sheet	OUT_6 / LED Taste 6 LED button 6	
	-Y317	-A3 Blatt /10.C8 sheet	OUT_7 / LED Service Stop LED Service Stop	
	-Y318	-A3 Blatt /10.A5 sheet	OUT_8 / Status-LED (RGB) status LED (RGB)	
(Z)	-Y319	-A3 Blatt /10.F8 sheet	OUT_9 / Lasermarkierungsleuchte laser marking light	9835 501014

(Z) Zusatzausstattung
Optional equipment













c				Datum	2019-03-18
b	05.0	2021-03-05	Isaak	Bearb.	Isaak
a	04.0	2020-04-24	Isaak	Geprüft	
	Änd.	Datum	Name	Norm	




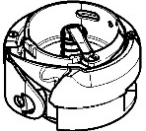











Teilfamilie
Freigabe
0001/20

Kl. D669/D867/D868/D869
Ausgangsliste
output list

Bauschaltplan
9894 867000 B

Klasse/Verschleißteilleiste					D868-190922/ 4868 990003 V	D868-290922/ 4868 990009 V				
Nr.	Abbildung	Material Nr.	Bezeichnung	Verwendung	Menge beim Kauf von 1/20/100 Maschinen					
1		0867 114280	ANZUGSFEDER		1/3/15	1/3/15				
2		0867 114270			-	1/3/15				
3		0271 001397	DRUCKFEDER	f. Fadenspannungsfeder	1/5/25	2/10/35				
4		0367 110340	FADENANZ.ROLLE		2/3/15	4/6/20				
5		0467 110220	SPANNUNGSSCHEIBE	f. Hauptspannung	4/8/16	8/24/30				
6		0037 001280	FADENSP.SCHEIBE	f. Vorspannung	2/6/30	4/12/40				
7		0867 114070	WELLENFEDER	f. Hauptspannung	1/3/8	2/3/8				
8		0868 354030	FADENZIEHMESSER		1/5/25	2/10/35				
9		0688 350200	SCHRAUBE	f. Fadenziehmesser- befestigung	2/3/15	4/6/30				
10		0868 354010	GEGENMESSER		1/5/25	2/10/35				
11		0868 354070	KLEMMFEDER	f. FA	1/3/15	2/6/20				
12		0868 354090	SCHRAUBE	f. Fadenziehmesser- befestigung	2/5/25	4/10/50				
13		0868 354060	SCHRAUBE	f. Klemmfeder und Gegenmesser	2/5/25	4/10/50				

Klasse/Verschleißteilleiste					D868-190922/ 4868 990003 V	D868-290922/ 4868 990009 V				
Nr.	Abbildung	Material Nr.	Bezeichnung	Verwendung	Menge beim Kauf von 1/20/100 Maschinen					
14		0867 154380	SPULE Ø 28MM		5/50/250	8/75/325				
15		0867 154320	SPULE Ø 28MM		5/50/250	8/75/325				
16		0867 154570	SPULE Ø 28MM RFW		5/50/250	8/75/325				
17		0867 154544	G.GREIFER K Ø 28MM DLC		1/3/15	2/6/30				
18		0867 150170	DRUCKFEDER		1/5/25	4/10/35				
19		0767 150590	KEGELFEDER		1/5/25	2/10/50				
20		0467 150120	SPANNUNGSFEDER		1/5/25	2/5/25				
21		0992 023560	SCHRAUBE M2x0,25		3/5/25	6/10/50				
22		0992 023577	SCHRAUBE M2x0,25		3/5/25	6/10/50				
23		0992 016580	SCHRAUBE M2x5		6/6/30	12/12/60				
24		9205 102477	GEW.STIFT M6x8	f. Greiferbefestigung	10/20/40	10/20/40				
25		0271 000275	SPULENFEDER	f. Spuler	1/5/25	1/5/25				
26		0667 175020	MESSER	f. Spuler	1/5/25	1/5/25				

Klasse/Verschleißteilleiste					D868-190922/ 4868 990003 V	D868-290922/ 4868 990009 V				
Nr.	Abbildung	Material Nr.	Bezeichnung	Verwendung	Menge beim Kauf von 1/20/100 Maschinen					
27		0291 000159	FADENFÜHRUNG		2/5/25	2/5/25				
28		9203 312412	SCHRAUBE M2,5x3		5/10/25	5/10/25				
29		0292 006903	FADENFÜHRUNG		-	1/5/25				
30		0558 000060 A	ZYL.SCHR. M2,5x3,3		-	1/5/25				
31		9205 101847	GEW.STIFT M4x4	f. Nadelbefestigung	10/50/250	-				
32		9205 101827	GEW.STIFT M4x3	f. Nadelbefestigung	-	10/100/500				
33		9202 002077	SCHRAUBE M4x10		6/10/25	6/10/25				
34		9400 000227	SCHRAUBE M4x6,8		-	6/8/25				
35		0818 160040	SCHRAUBE M4x6,5	f. Transportbefestigung	6/10/25	6/10/25				
36		9047 008023	SPECIALFETT KLÜBERS Tube 50g		1	1				

DÜRKOPP ADLER GmbH

Potsdamer Straße 190

33719 Bielefeld

GERMANY

Phone +49 (0) 521 / 925-00

E-mail service@duerkopp-adler.com

www.duerkopp-adler.com

